

ROOF FILTER FAN

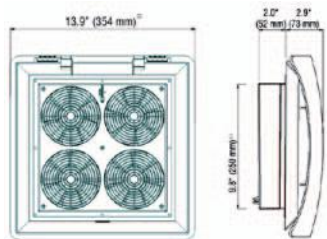
RFP 018 | 177 - 338 CFM



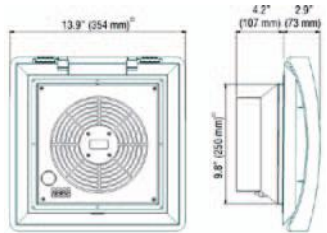
Photo: Part No. 01860.0-00



Photo: Part No. 01861.0-00



Roof Filter Fan RFP 018 - 177 cfm (01860.0-xx)



Roof Filter Fan RFP 018 - 338 cfm (01861.0-xx)

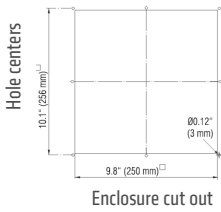
- > Very low noise
- > Minimal mounting depth
- > High air volume
- > High reliability
- > Time-saving installation and mat exchange

Roof filter fans and roof exhaust filters are used in enclosures from which warm air must be diverted due to increased heat development. The ready-to-connect and low-noise roof filter fan is used to expel warm air from within the enclosure. Alternatively, the roof exhaust filter provides passive ventilation. The RFP 018 series comes in two versions: one utilizes four small axial fans, improving reliability and maintaining continuous operations even if one of the fans should fail; the second uses a larger single high capacity fan.



TECHNICAL DATA

Axial fans, ball bearing	service life min. 50,000 h at 77 °F (25 °C) and 65 %RH aluminum fan body, plastic rotor
Connection	3-pole clamp, AWG 14 (2.5 mm ²), clamping torque 0.8 Nm max.
Housing	plastic, UL 94V-0, light grey; UV light resistant according to UL 746C (f1)
Filter mat	G3 acc. to DIN EN 779, filtering degree 85%
Filter material	synthetic fiber with progressive construction, temperature resistant to 212 °F, self-extinguishing class F1; moisture resistant to 100 %RH, reusable - can be cleaned by washing or vacuuming
Operating / Storage temperature	dependent on fan type (see below)
Operating / Storage humidity	max. 90 %RH (non-condensing)
Protection class / Protection type	I (grounded) / IP32
Approvals	GOST TR (all), VDE (AC 230 V only); UL intended



Important note: For reasons of pressure compensation, the roof filter fan must always be operated in combination with another filter fan (e.g. Part No. 01803.0-00) or a passive intake filter (e.g. Part No. 11803.0-00).

Use included template for precise cut-out dimensions

Part No.	Operating voltage	Air volume, free blowing	Power consumption	Average noise level (DIN EN ISO 4871)	Mounting depth	Enclosure cut-out	Weight (approx.)	Operating / Storage temperature
01860.0-00	AC 230 V, 50 Hz ¹	177 cfm (300 m ³ /h) - 4 fans	68 W	55 db (A)	2.0" (52 mm)	9.8 x 9.8"	7.3 lbs. (3.3 kg)	+14 to +158 °F (-10 to +70 °C) / -40 to +158 °F (-40 to +70 °C)
01860.0-02	AC 120 V, 60 Hz	203 cfm (345 m ³ /h) - 4 fans	60 W	55 db (A)	2.0" (52 mm)	9.8 x 9.8"	7.3 lbs. (3.3 kg)	-13 to +158 °F (-25 to +70 °C)
01861.0-00	AC 230 V, 50 Hz ¹	294 cfm (500 m ³ /h) - 1 fan	64 W	67 db (A)	4.2" (107 mm)	9.8 x 9.8"	5.7 lbs. (2.6 kg)	+14 to +158 °F (-10 to +70 °C) / -40 to +158 °F (-40 to +70 °C)
01861.0-02	AC 120 V, 60 Hz	338 cfm (575 m ³ /h) - 1 fan	85 W	67 db (A)	4.2" (107 mm)	9.8 x 9.8"	5.7 lbs. (2.6 kg)	-13 to +158 °F (-25 to +70 °C)

ROOF EXHAUST FILTER REP 118

Part No.	Mounting depth	Enclosure cut-out	Weight (approx.)	Filter mat	Protection type
11860.0-00	0.43" (11 mm)	9.8 x 9.8"	2.2 lbs. (1.0 kg)	G3 acc. to DIN EN 779, filtering degree 85%	IP32

FILTER MAT FM 086

Filter mat	11.1 x 11.1" (282 x 282 mm)
G3 (1 packing unit = 3 pcs.)	Part No. 08613.0-00

¹ air volume increases by 15% when operating AC 230 V filter fans at 60 Hz