

SWITCH MODULE (RELAY)

DCM 010 | DC 20 to DC 56 V



- > High DC switching capacity
- > Variety of applications

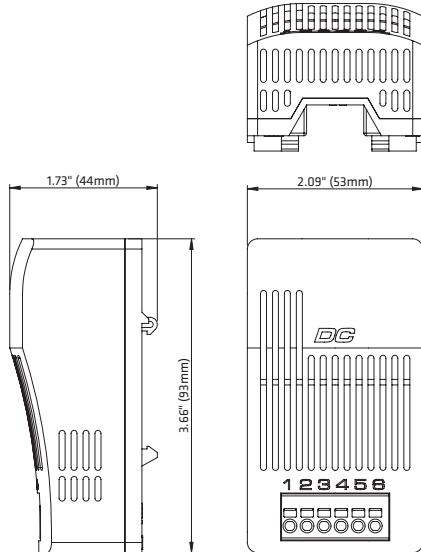
- > Wide DC voltage range
- > Simple connection

The DCM 010 is used to control DC powered devices with high capacities in control and switch cabinets. It is controlled via an external potential-free contact (thermostat or hygrosstat), which is connected between terminal 3 and 4. It must be ensured that the external contact is suitable to switch the required signal current without any problems.

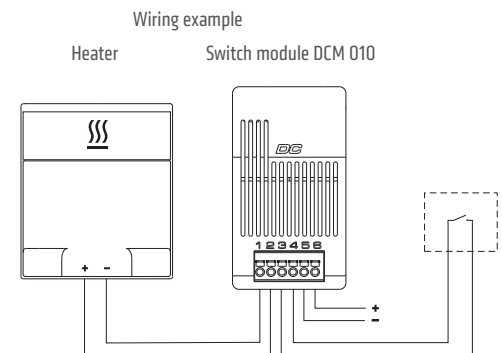
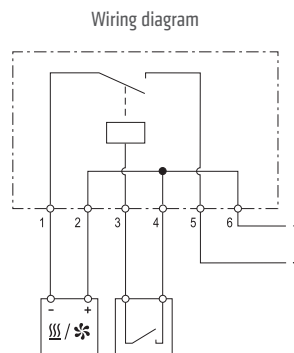


TECHNICAL DATA

Contact type	contact maker normally open (MOSFET)
Service life	> 100,000 cycles
Operating voltage	DC 20 to 56 V
Control contact – signal current	3 mA at DC 20 V / 4.5 mA at DC 24 V 14 mA at DC 48 V / 17 mA at DC 56 V
Connection	6-pole terminal: stranded wire ¹ AWG 16 (1.5 mm ²); max. AWG 12 (2.5 mm ²)
Mounting	clip for 35 mm DIN rail, EN 60715
Housing	plastic, UL 94V-0, grey (bicolor)
Dimensions	3.7 x 2.1 x 1.7" (93 x 53 x 44 mm)
Weight	approx. 2.3 oz. (65 g)
Mounting position	vertical
Operating temperature	see article table below
Storage temperature	-40 to +176 °F (-40 to +80 °C)
Operating / Storage humidity	max. 90 % RH (non-condensing)
Protection type	IP20
Approvals	UL File No. E342261, VDE, EAC
Note	other versions on request



¹ When connecting with stranded wires, wire end ferrules must be used.



Part No.	Max. switching capacity (relay output)	Operating temperature
01010.0-00	DC 15 A	-22 °F to +104 °F (-30 °C to +40 °C)
01010.0-10	DC 13 A	-22 °F to +122 °F (-30 °C to +50 °C)
01010.0-20	DC 11 A	-22 °F to +140 °F (-30 °C to +60 °C)