

## Modular Enclosures For Flange-Mounted Disconnects

### Application -

Can be bolted together in any desired multiple door arrangement for maximum versatility. Slave enclosures can be added or removed as required.

Designed to house most standard type disconnect. For installation information, consult our Installation Manual at [www.saginawcontrol.com](http://www.saginawcontrol.com).

### Construction -

- 0.125" carbon steel.
- Seams continuously welded and ground smooth.
- Body stiffeners for extra rigidity.
- Door and side openings are flanged to provide extra strength and smooth edges.
- Flange trough collar around all sides of door opening.
- Heavy duty lifting eyes anchor into reinforced top.
- Concealed hinges.
- Removable and interchangeable doors.
- Black zinc die cast coinproof/padlocking handle on main door of disconnect enclosures. Black zinc die cast padlocking handle on all other doors.
- 3-point latching mechanism.
- Ramp shoes on ends of latch rods for easier door closing.
- Panel supports.
- Large removable print pockets.
- Oil-resistant door gasket.
- Removable panels mount on collar studs.
- Mechanical interlock standard on each enclosure. Parts required to connect interlock system between adjacent enclosures are provided.
- Hole plugs provided to seal holes in bottom of enclosure.
- Ground stud on door and body
- Provisions for light kit.

### Finish -

ANSI-61 gray powder coated inside and out. Sub-panels powder coated white.

### Note -

- Disconnect ordered separately.
- SCE-MODGK sold separately, required when bolting one enclosure to another.

### IS3 - Industry Standards -

NEMA Type 3R, 12 & Type 13  
UL Listed Type 3R & 12  
CSA Type 3R & 12  
IEC 60529 IP55

\*\*\*Special Instructions apply for IS3, IS4 and IS6 to maintain the environmental rating of Type 3R for these parts. See the Special Instructions on the Industry Standards page in the Technical Information Section.

## MODULAR ENCLOSURES

### SINGLE-DOOR DISCONNECT ENCLOSURE (LEFT SIDE OPEN)

ENCLOSURE PRODUCT CODE A2						SUB-PANEL (P3)			
Catalog No.	Height (A)	Width (B)	Depth (C)	Industry Standard	List Price	Catalog No.	Panel Height (D)	Panel Width (E)	List Price
SCE-MOD72X4018	72.00	40.00	18.00	IS3	1,693.58	SCE-64P37*	60.00	33.75	Included
SCE-MOD84X4018	84.00	40.00	18.00	IS3	1,883.48	SCE-76P37*	72.00	33.75	Included
SCE-MOD84X4018G	84.00	40.00	18.00	IS3	1,883.48	SCE-76P37GALV*	72.00	33.75	Included
SCE-MOD84X4024	84.00	40.00	24.00	IS3	2,054.27	SCE-76P37*	72.00	33.75	Included

### TWO-DOOR DISCONNECT ENCLOSURE (LEFT SIDE OPEN)

ENCLOSURE PRODUCT CODE A2						SUB-PANEL (P3)			
Catalog No.	Height (A)	Width (B)	Depth (C)	Industry Standard	List Price	Catalog No.	Panel Height (D)	Panel Width (E)	List Price
SCE-MOD72X7818	72.00	78.00	18.00	IS3	3,063.50	SCE-64P76*	60.00	72.00	Included
SCE-MOD84X7818	84.00	78.00	18.00	IS3	3,397.91	SCE-76P76*	72.00	72.00	Included
SCE-MOD84X7818G	84.00	78.00	18.00	IS3	3,509.74	SCE-76P76GALV*	72.00	72.00	Included
SCE-MOD84X7824	84.00	78.00	24.00	IS3	3,629.61	SCE-76P76*	72.00	72.00	Included
SCE-MOD84X7824G	84.00	78.00	24.00	IS3	3,629.61	SCE-76P76GALV*	72.00	72.00	Included

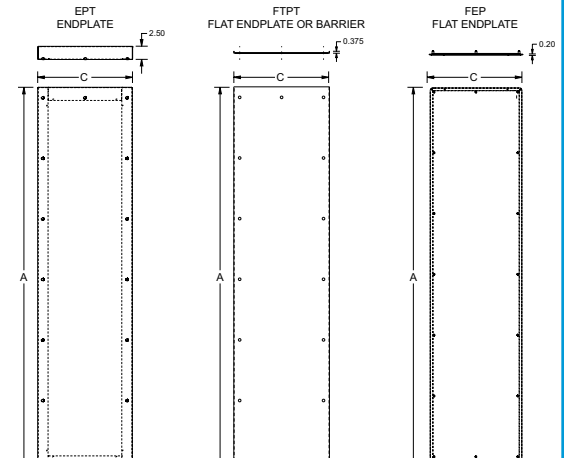
### SINGLE-DOOR SLAVE ENCLOSURE (BOTH SIDES OPEN)

ENCLOSURE PRODUCT CODE A2						SUB-PANEL (P3)			
Catalog No.	Height (A)	Width (B)	Depth (C)	Industry Standard	List Price	Catalog No.	Panel Height (D)	Panel Width (E)	List Price
SCE-MOD724018	72.00	40.00	18.00	IS3	1,672.08	SCE-64P37*	60.00	33.75	Included
SCE-MOD724018G	72.00	40.00	18.00	IS3	1,722.08	SCE-64P37GALV*	60.00	33.75	Included
SCE-MOD844018	84.00	40.00	18.00	IS3	1,859.60	SCE-76P37*	72.00	33.75	Included
SCE-MOD844018G	84.00	40.00	18.00	IS3	1,909.60	SCE-76P37GALV*	72.00	33.75	Included
SCE-MOD844024	84.00	40.00	24.00	IS3	2,030.39	SCE-76P37*	72.00	33.75	Included

### TWO-DOOR SLAVE ENCLOSURE (BOTH SIDES OPEN)

ENCLOSURE PRODUCT CODE A2						SUB-PANEL (P3)			
Catalog No.	Height (A)	Width (B)	Depth (C)	Industry Standard	List Price	Catalog No.	Panel Height (D)	Panel Width (E)	List Price
SCE-MOD727718	72.00	77.00	18.00	IS3	3,042.00	SCE-64P76*	60.00	72.00	Included
SCE-MOD847718	84.00	77.00	18.00	IS3	3,374.03	SCE-76P76*	72.00	72.00	Included
SCE-MOD847718G	84.00	77.00	18.00	IS3	3,632.84	SCE-76P76GALV*	72.00	72.00	Included
SCE-MOD847724	84.00	77.00	24.00	IS3	3,603.34	SCE-76P76*	72.00	72.00	Included
SCE-MOD847724G	84.00	77.00	24.00	IS3	3,603.34	SCE-76P76GALV*	72.00	72.00	Included

\* Sub-panel included with enclosure. Replacement plates can be ordered. Prices found in the accessory section. Part numbers ending in "G" have galvanized sub-panels installed.



Catalog No.	Size	Enclosure Depth	Enclosure Height	Product Code	List Price
SCE-MOD72EPT	72.00 x 18.00 x 2.50	18.00	72.00	P2	326.59
SCE-MOD84EPT	84.00 x 18.00 x 2.50	18.00	84.00	P2	358.87
SCE-MOD8424EPT	84.00 x 24.00 x 2.50	24.00	84.00	P2	391.16

Catalog No.	Size	Enclosure Depth	Enclosure Height	Product Code	List Price
SCE-MOD72FTPT	72.00 x 18.25 x 0.375	18.00	72.00	P2	238.42
SCE-MOD84FTPT	84.00 x 18.25 x 0.375	18.00	84.00	P2	262.02
SCE-MOD8424FTPT	84.00 x 24.25 x 0.375	24.00	84.00	P2	293.07

Catalog No.	Size	Enclosure Depth	Enclosure Height	Product Code	List Price
SCE-MOD72FEP	71.50 x 17.50 x 1.00	18.00	72.00	P2	288.09
SCE-MOD84FEP	83.50 x 17.50 x 1.00	18.00	84.00	P2	311.69
SCE-MOD8424FEP	83.50 x 23.50 x 1.00	24.00	84.00	P2	342.74

Catalog No.	Enclosure Depth	Enclosure Height	Product Code	List Price
SCE-MODGK	18.00 & 24.00	72.00 & 84.00	P2	79.47

Catalog No.	Size	Enclosure Depth	Product Code	List Price
SCE-14RMW	6.00 x 35.00 x 14.00	18.00	P2	198.69
SCE-20RMW	6.00 x 35.00 x 20.00	24.00	P2	223.52

Catalog No.	Size	Enclosure Height	Product Code	List Price
SCE-72FP	60.00 x 9.38 x 0.125	72.00	P3	78.49
SCE-84FP	72.00 x 9.38 x 0.125	84.00	P3	88.62
SCE-90FP	78.00 x 9.38 x 0.125	90.00	P3	96.21



Phone (989) 799-6871  
Fax (989) 799-4524

Your Enclosure Source®

## MODULAR ENCLOSURE ACCESSORIES

### End Plates

Designed to provide a sealed cover for the open end of a modular enclosure. Provides additional wiring space along the side of the enclosure. Gasket and mounting hardware is included. Made of heavy gauge steel and powder coated ANSI-61 gray.

### Barrier/Flat End Plates

Designed to serve as a barrier between two modular enclosure sections. Also can be used to provide a lower profile sealed cover for the open end of a modular enclosure. Mounting holes. Gasket and hardware is included. When using as barrier between two enclosures, a SCE-MODGK is needed. Made of heavy gauge steel and powder coated ANSI-61 gray.

### Flat End Plates

Designed to provide a lower profile sealed cover with a finished appearance for the open end of a modular enclosure. Studded for easy installation. Gasket and mounting hardware is included. Made of heavy gauge steel and powder coated ANSI-61 gray.

### Gasket and Bolt Kit

Designed to be used as an additional gasket or to replace gasket kits when changing modular enclosure configurations. Includes oil resistant gasket and zinc coated nuts and bolts. Required when bolting one enclosure to another.

### Removable Wire Cover

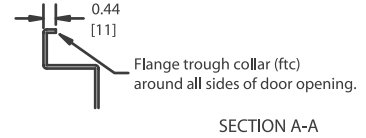
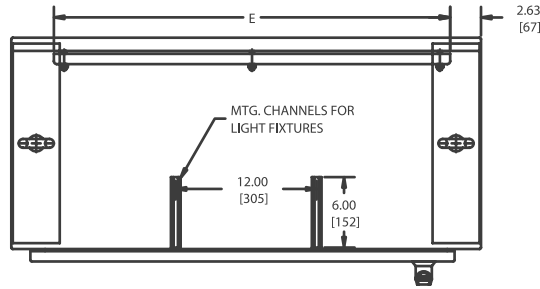
Designed to cover the wires in the bottom of the enclosure. One wire cover required per door. Made of heavy gauge steel and powder coated white.

### Filler Plates

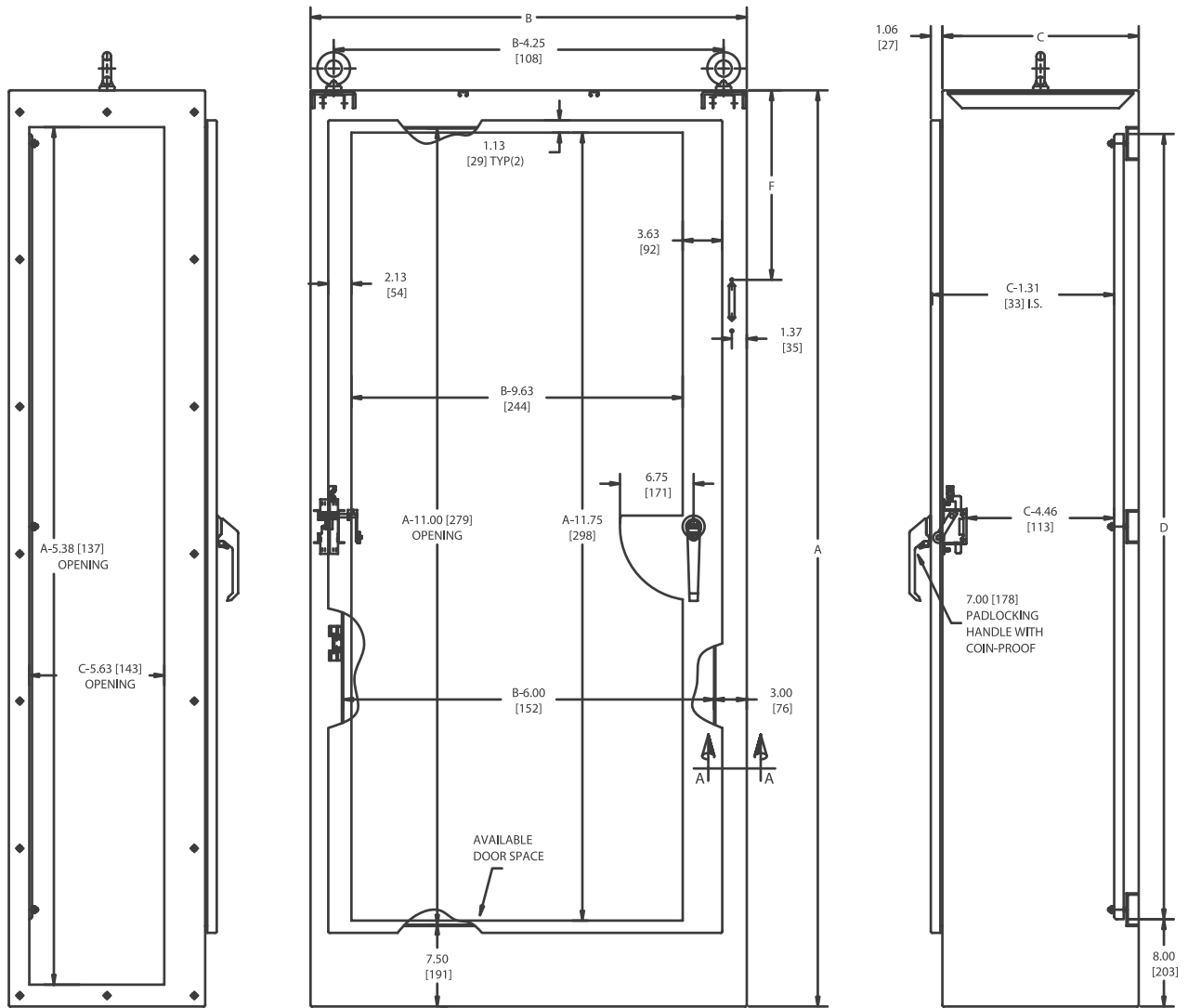
Designed to provide additional mounting surface between sub-panels or sections of a modular enclosure. Slotted mounting holes allow flexible installation. Made of heavy gauge steel. Panels are powder coated white.

# MODULAR ENCLOSURES TECHNICAL DATA

## SINGLE-DOOR MODULAR ENCLOSURE WITH DISCONNECT (LEFT SIDE OPEN)



F=11.88 [302] WHEN A=72.00 [1829]  
F=17.38 [441] WHEN A=84.00 [2134]



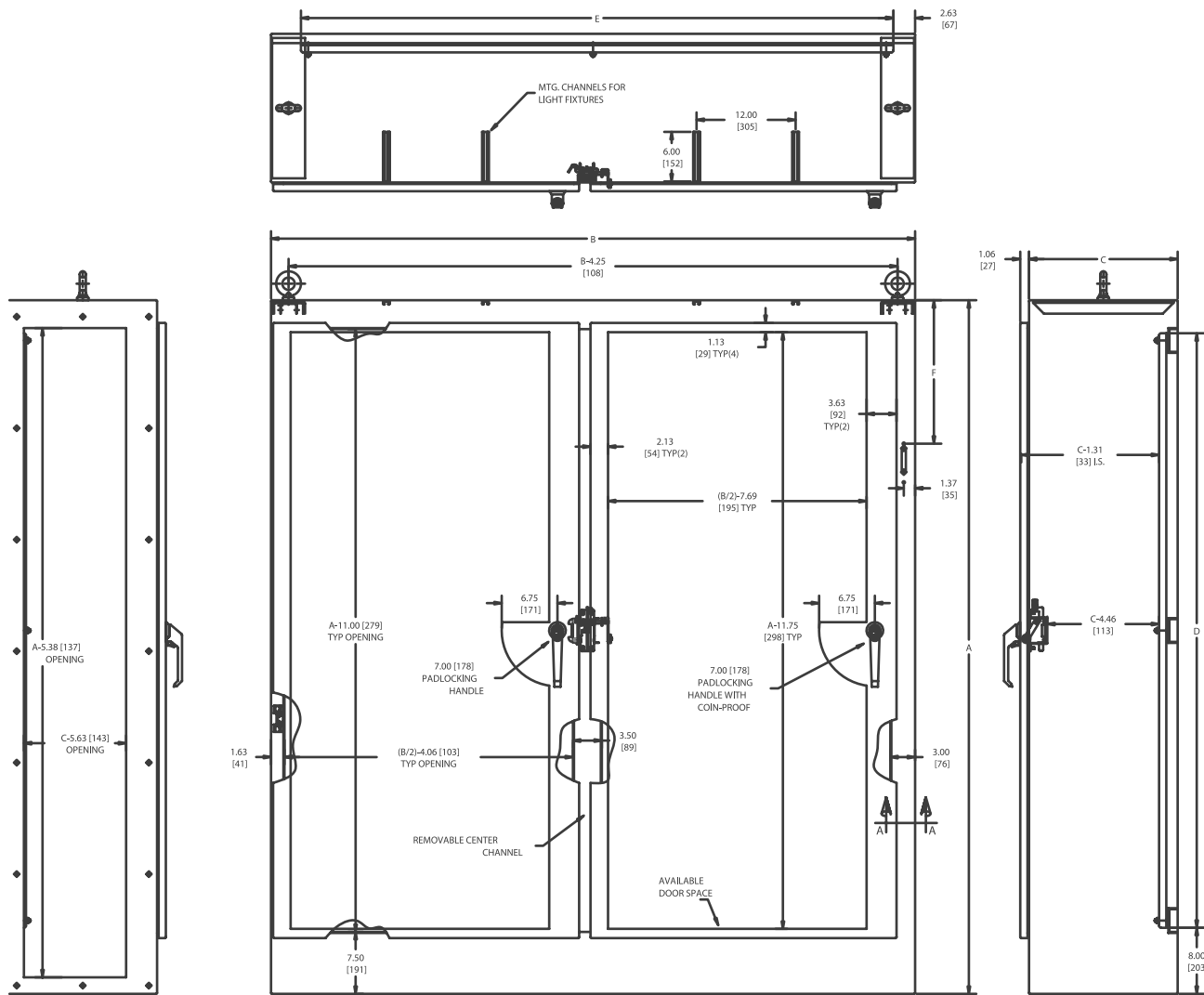
Phone (989) 799-6871  
Fax (989) 799-4524



- 1 Operator System Enclosures
- 2 Wall-Mount Enclosures
- 3 Free-Standing & Floor-Mounted Enclosures
- 4 Modular Enclosures
- 5 Operator System Enclosures (Stainless Steel)
- 6 Wall-Mount Enclosures (Stainless Steel)
- 7 Free-Standing & Floor-Mounted Enclosures (Stainless Steel)
- 8 Non-Metallic Enclosures
- 9 Accessories
- 10 Technical Information
- 11 Index

# MODULAR ENCLOSURES TECHNICAL DATA

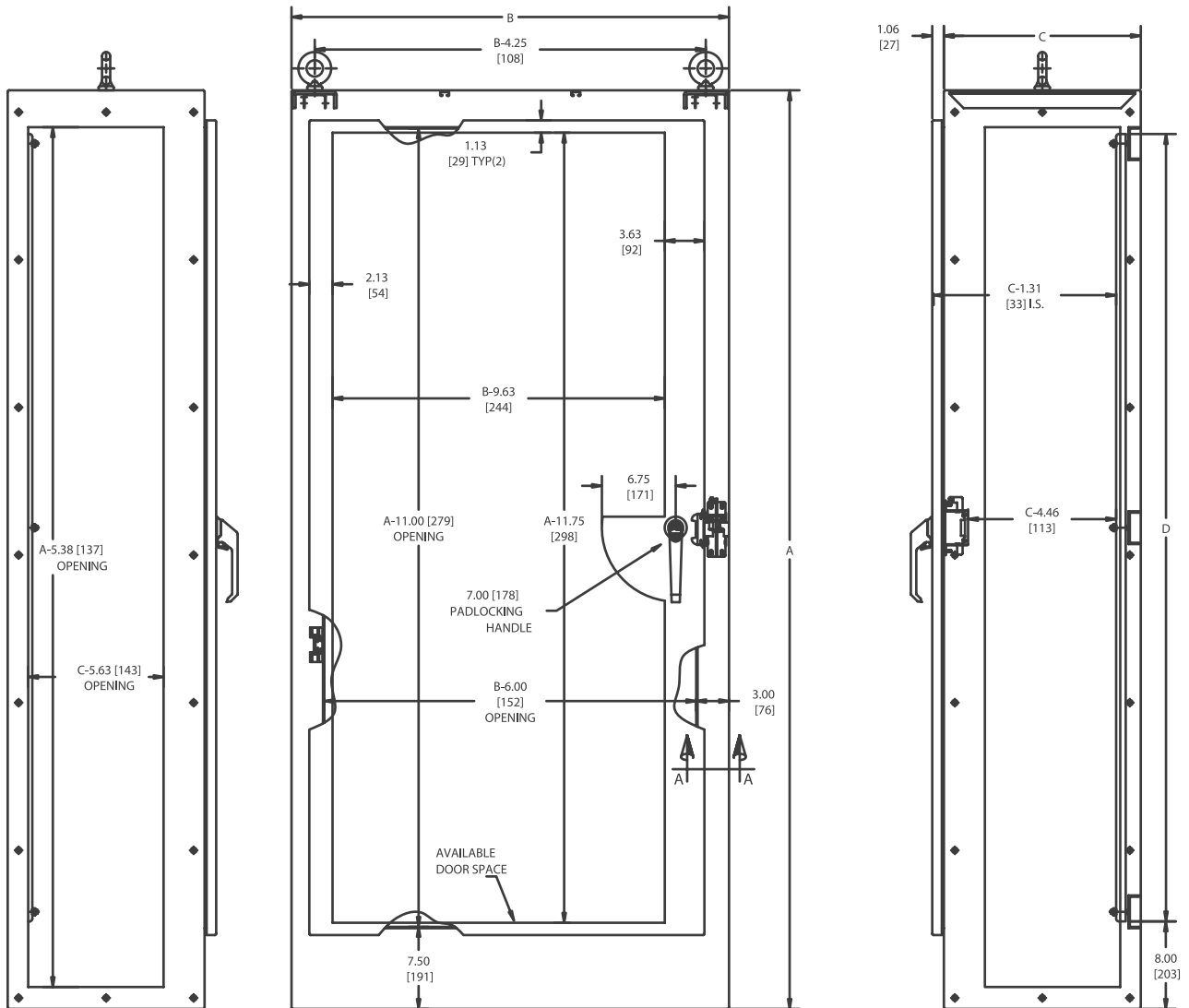
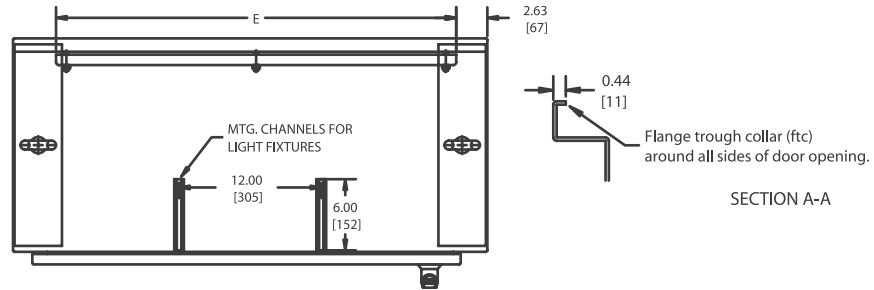
## TWO-DOOR MODULAR ENCLOSURE WITH DISCONNECT (LEFT SIDE OPEN)



F=11.88 [302] WHEN A=72.00 [1829]  
F=17.38 441 WHEN A=84.00 2134

# MODULAR ENCLOSURES TECHNICAL DATA

## SINGLE-DOOR SLAVE ENCLOSURE (BOTH SIDES OPEN)



Phone (989) 799-6871  
Fax (989) 799-4524



1 Operator System Enclosures  
2 Wall-Mount Enclosures  
3 Free-Standing & Floor-Mounted Enclosures  
4 Modular Enclosures  
5 Operator System Enclosures (Stainless Steel)  
6 Wall-Mount Enclosures (Stainless Steel)  
7 Free-Standing & Floor-Mounted Enclosures (Stainless Steel)  
8 Non-Metallic Enclosures  
9 Accessories  
10 Technical Information  
11 Index

# MODULAR ENCLOSURES TECHNICAL DATA

## TWO-DOOR SLAVE ENCLOSURE (BOTH SIDES OPEN)

