

MOUNTING PANELS

Dead Front Panel For Wall-Mount Enclosures

Designed for use in Wall Mount Enclosures with SCE concealed hinges, to be installed in the front of an enclosure and to swing out of the enclosure. Kit consists of heavy gauge brackets, hinges, and mounting hardware. Installed by detaching door hinge from enclosure and installing swing out panel kit to the existing holes. Hinge supplied with the enclosure. Made of steel and powder coated white.

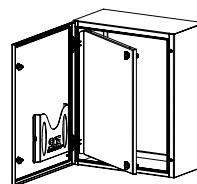
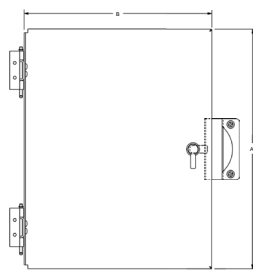
Provided with UL Recognized sealing washer to maintain Environmental Rating of the enclosure.

Dead Front Panel For CHNF & ELJ Enclosures


Designed for installation into Enviroline® Series junction enclosures and continuous hinged junction enclosures, to be installed in the front of an enclosure and to swing out of the enclosure. Kit consists of heavy gauge brackets, hinges, and mounting hardware. Installed by drilling hole in the side of the enclosure. Made of steel and powder coated white.

Provided with UL Recognized sealing washer to maintain Environmental Rating of the enclosure.


Catalog No.	Height	Width	Product Code	List Price
SCE-DF20EL16LP	16.00	12.63	P2	72.59
SCE-DF20EL20LP	16.00	16.63	P2	77.44
SCE-DF24EL20LP	20.00	16.63	P2	80.84
SCE-DF24EL24LP	20.00	20.63	P2	87.32
SCE-DF30EL20LP	26.00	16.63	P2	92.78
SCE-DF30EL24LP	26.00	20.63	P2	98.27
SCE-DF30EL30LP	26.00	26.63	P2	116.19
SCE-DF36EL20LP	32.00	16.70	P2	105.54
SCE-DF36EL24LP	32.00	20.63	P2	113.74
SCE-DF36EL30LP	32.00	26.63	P2	134.11
SCE-DF36EL36LP	32.00	32.63	P2	152.14
SCE-DF42EL24LP	38.00	20.63	P2	131.34
SCE-DF42EL30LP	38.00	26.63	P2	154.88
SCE-DF42EL36LP	38.00	32.63	P2	170.17
SCE-DF48EL24LP	44.00	20.63	P2	158.72
SCE-DF48EL36LP	44.00	32.63	P2	189.95
SCE-DF60EL36LP	56.00	32.63	P2	224.79
SCE-DF72EL36LP	68.00	32.63	P2	236.75



WALL MOUNT
SCE-DFxxELxxLP

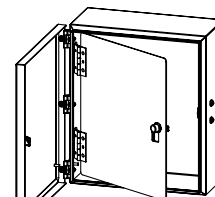
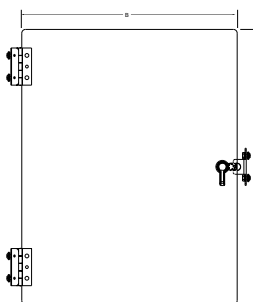


Enclosures 20 Inches High and Less

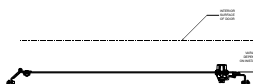


Enclosures Greater than 20 Inches

Catalog No.	Height	Width	Product Code	List Price
SCE-DFJ1008	8.50	6.50	P2	49.54
SCE-DFJ1210	10.50	8.50	P2	53.75
SCE-DFJ1212	10.50	10.50	P2	55.79
SCE-DFJ1412	12.50	10.50	P2	57.83
SCE-DFJ1614	14.50	12.50	P2	62.22
SCE-DFJ2016	18.50	14.50	P2	67.54



CHNF / ELJ
SCE-DF Jxx



Phone (989) 799-6871
Fax (989) 799-4524

