

# PTF 60.500 | PTF 60.700 | PTF 61.000 | PTFA 60.000

## ECOOL FILTERFANS FOR ROOF MOUNTING |

## ECOOL TOP EXHAUST FILTER FOR ROOF MOUNTING 350–1000 m<sup>3</sup>/h

- 2 installation sizes, air flow rate up to 1000 m<sup>3</sup>/h
- three performance classes, cut-out compatible
- system of protection IP 33 and IP 54
- optimum passage of air and even temperature distribution (natural air convection is supported)
- toolless mounting, patented quick fastening system
- UL, cUL approval



PRODUCT		PTF 60.500		PTF 60.700		PTF 61.000		Unit
ARTICLE NO.	IP 54	11685101055	11685151055	11687102055	11687152055	11681102055	11681152055	
ARTICLE NO.	IP 33	11685100055	11685150055	11687100055	11687150055	11681100055	11681150055	

**DATA**

Rated voltage ±10 %		AC 50   60 Hz						V
		230		115		230		
Unimpeded airflow	IP 54	350		550		750		m <sup>3</sup> /h
	IP 33	500		700		1000		
Airflow rate in comb. with exhaust filter	IP 54	242		370		500		
	IP 33	268		427		582		
Power consumption		4 × 28   29	4 × 29   24	80   100	75   90	120   160	110   160	W
Current consumption		4 × 0.2   0.2	4 × 0.3   0.3	0.35   0.45	0.66   0.8	0.53   0.72	0.96   1.4	A
Noise level according to EN ISO 3741		67		69		77		dB (A)
Weight		4.8		4.1		4.3		kg
Type of connection		terminal strip						
Fuse		6						A
System of protection according to EN 60529 / UL 50		IP 33   IP 54						
Filtration efficiency	IP 54	81						%
	IP 33	0 (no filter mat)						
Filter mat quality class according to EN 779	IP 54	G 3						
	IP 33	no filter mat						
Duty cycle		100						%
Bearing type		ball bearing						
Service life L <sub>10</sub> (+ 40 °C) <sup>1</sup>		approx. 50000 <sup>2</sup>			approx. 40000			h
Temperature range		-15 ... +55   +5 ... +131						°C   °F
Design (housing and protection against accidental contact)		sheet steel, cover powder-coated; snap-in housing made of injection-moulded thermoplastic (ABS-FR) self-extinguishing, UL 94 V0						
Colour		RAL 7035   different colours available on request						

ACCESSORIES		ARTICLE NUMBER	
Spare filter mats	20 pieces	18611600124	18611600143
Thermostat		17121000000	
Hygrostat		17207000000	

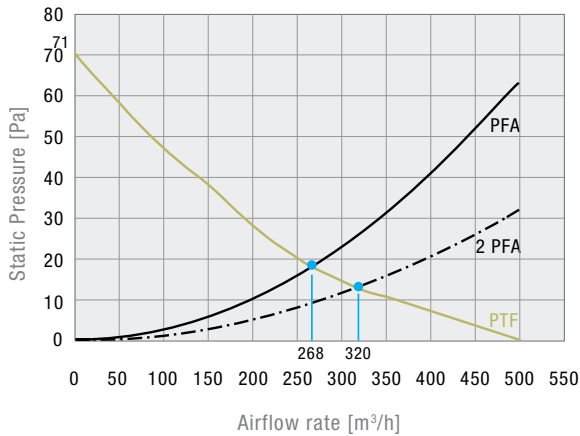
For additional models, options and voltages visit [www.pfannenberg.com](http://www.pfannenberg.com) or contact us directly.

<sup>1</sup> fan failure is defined as being when the current and speed deviate or the operating noises are out of the ordinary

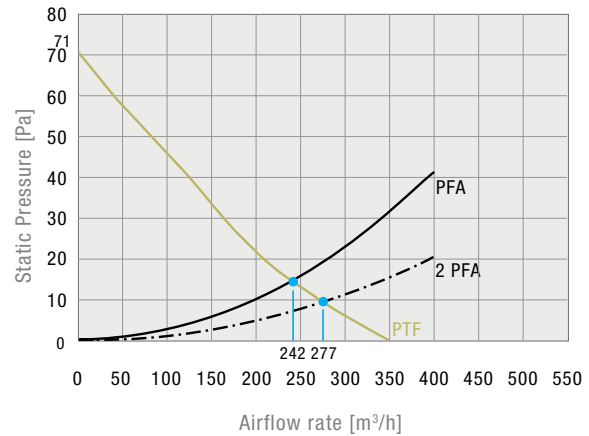
<sup>2</sup> L<sub>10</sub> (+25 °C)

**Static pressure performance curve**

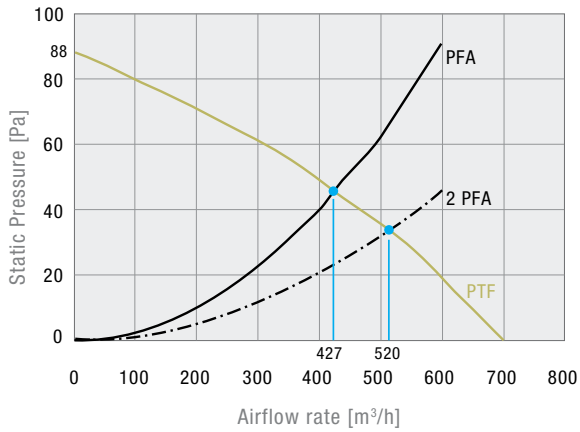
**PTF 60.500 IP 33**



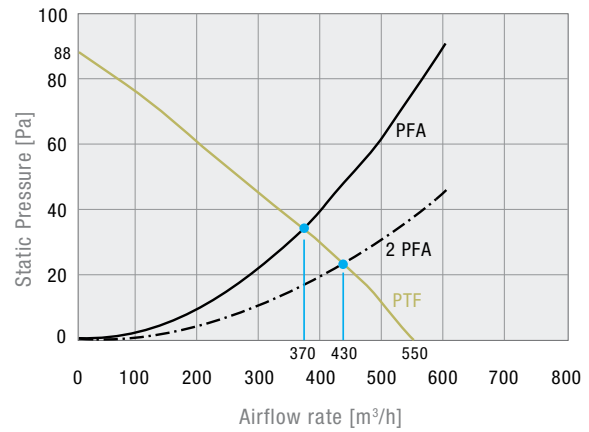
**PTF 60.500 IP 54**



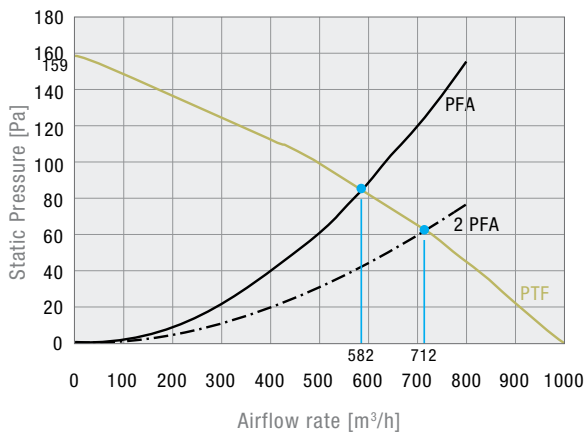
**PTF 60.700 IP 33**



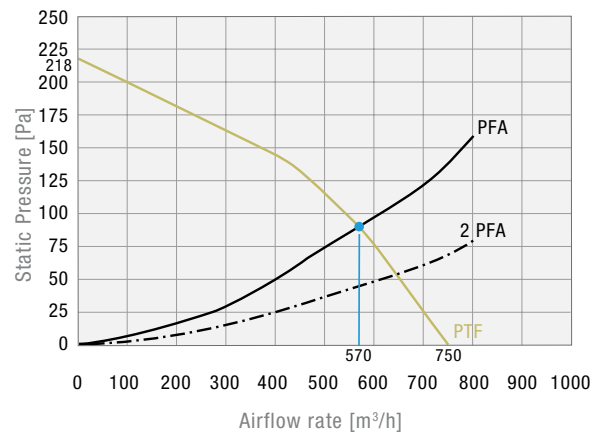
**PTF 60.700 IP 54**



**PTF 61.000 IP 33**



**PTF 61.000 IP 54**



**Dimensions**

mm	PTF 60.500	PTF 60.700	PTF 61.000	PTFA 60.000
<b>X</b>	436	470	470	436
<b>Y</b>	436	470	470	436
<b>Z1</b>	72	95	95	72
<b>Z2</b>	34	57	57	34
<b>A<sup>1</sup></b>	291	291	291	291
<b>B<sup>1</sup></b>	291	291	291	291

<sup>1</sup> for material thicknesses up to 2 mm  
+ 1 mm for thickness of material > 2 mm ≤ 3 mm

