FLZ 541-543 Series Twin Thermostats

Model Number	Part Number RAL 7035 (Light Grey)	Setting Range °F / °C	Switching contact Voltage (VAC)	(DC)	Type of contact	Switching Temperature difference (K)	Switching point tolerance (K)	Weight lb (kg)
FLZ 541	17141000000	0-60 °C	100-250	max. 30 W	N.C. / N.O. with spring contact[1]	<7	± 4	.21 (.09)
	17141000010	32-140 °F	100-250	max. 30 W	N.C. / N.O with spring contact[1]	<7	± 4	.21 (.09)
FLZ 542	17142000000	0-60 °C	100-250	max. 30 W	N.C. / N.C. with spring contact[1]	<7	± 4	.21 (.09)
	17142000010	32-140 °F	100-250	max. 30 W	N.C. / N.C. with spring contact	<7	± 4	.21 (.09)
FLZ 543	17143000000	0-60 °C	100-250	max. 30 W	N.O. / N.O. with spring contact	<7	± 4	.21 (.09)
	17143000010	32-140 °F	100-250	max. 30 W	N.O. / N.O. with spring contact	<7	± 4	.21 (.09)

Additional Data	FLZ 541	FLZ 542	FLZ 543	
Operating temperature range	-40 ... +176 (-40 ... +80)			°F (°C)
Connection	screw terminal for cable cross-section 0.5 to 2.5 mm²			
Suitable for the operation of :	fan and heater	heater/alarm	fan/alarm	
Type of mounting	snap fastening for 35mm profile bars according to EN 60715			

[1]N.C. = normally closed / N.O. = normally open
[2]For 230 V AC operation only
Approvals (see the Quick Selection Chart found at the beginning of this section)

For additional technical data, drawings and manuals.
www.pfannenbergusa.com

Schematics

FLZ 541

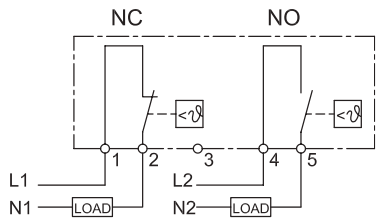

FLZ 542

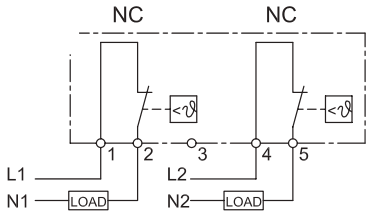

FLZ 543

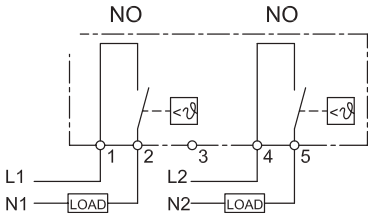

Available Models:

FLZ 541-543
Twin Thermostats
(0-60 °C or 32-140 °F)