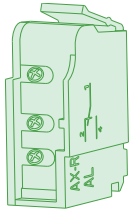


# Internal Accessories

## Alarm Switch (AL)

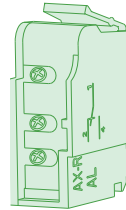


**Function:**

- Sends a signal when the circuit breaker trips
- UL File Number E355392



## Auxiliary Contact (AX)



**Function:**


- Indicates the state of a circuit breaker (on/off)
- UL File Number E355392



Accessory Description	Rated Operational Voltage	Rated Operational Current	Catalog Number
Alarm Switch 1NO / 1NC	240/480 Vac, 110/220 Vdc	.25A @ 110V .25A @ 220V	AL/AX21P*
Auxiliary Contact 1NO / 1NC		5A @ 240V 2A @ 480V	

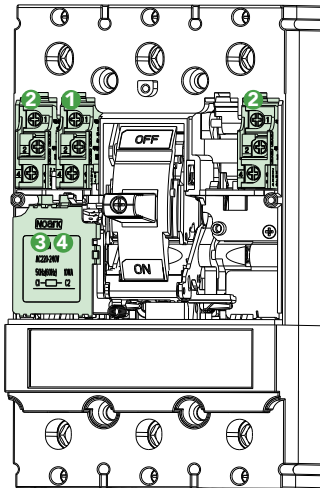
\*AL/AX21P is an Alarm switch when inserted in position '1' on the breaker and Auxiliary contact when inserted in position '2' on the breaker.

## Shunt Release (SHT)

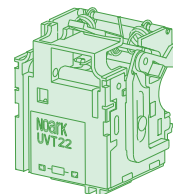


**Function:**

- Allows circuit breaker to be remotely operated
- Response Voltage, Pick-Up: Us 70-110%
- Opening Time: Interrupts Automatically  $\geq 10$  ms,  $\leq 60$  ms
- UL File Number E355392



## Under-Voltage Trip (UVT)



**Function:**

- Prevents circuit breaker from closing during an under-voltage situation
- Response Voltage, Drop: Ue 35-70%
- Response Voltage, Pick-Up: Ue 85-110%
- Opening Time: Interrupts Automatically  $\geq 10$  ms,  $\leq 60$  ms
- UL File Number E355392



Accessory Description	Frame Size	Voltage	Catalog Number
Shunt Trip	M1	100-130 Vac	SHT21NA
		220-240 Vac	SHT21NB
		480-500 Vac	SHT21ND
	M2-M3	24 Vdc	SHT21NE
		100-130 Vac	SHT22NA
		220-240 Vac	SHT22NB
		480-500 Vac	SHT22ND
	M4-M5	24 Vdc	SHT22NE
		100-130 Vac	SHT24NA
		220-240 Vac	SHT24NB
		480-500 Vac	SHT24ND
	M6	24 Vdc	SHT24NE
220-240Vac		SHT26NB	
480-500Vac		SHT26ND	
		24-30Vdc	SHT26NE

Accessory Description	Frame Size	Voltage	Catalog Number
Under-Voltage Trip	M1	110-127 Vac	UVT21NA
		220-240 Vac	UVT21NB
		24-30 Vdc	UVT21ND
	M2-M3	110-127 Vac	UVT22NA
		220-240 Vac	UVT22NB
		24-30 Vdc	UVT22ND
	M4-M5	110-127 Vac	UVT24NA
		220-240 Vac	UVT24NB
	M6	24-30 Vdc	UVT24ND
		110-127 Vac	UVT26NA
		220-240 Vac	UVT26NB
			480-500 Vac

Green Highlight = Most Popular

Additional products, accessories and higher ratings available. Contact your NOARK representative or visit [na.noark-electric.com](http://na.noark-electric.com) for additional information.

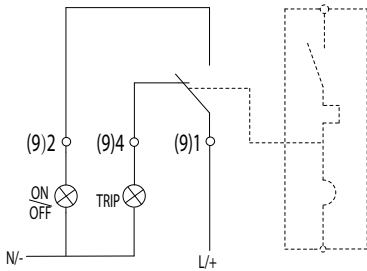
## Internal Accessories: Alarm Switch and Auxiliary Contact



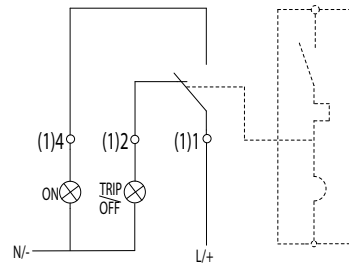
<b>AL/AX</b>	<b>21</b>	<b>P</b>
<b>Description</b>	<b>Type</b>	<b>Device Category</b>
Alarm Auxiliary Contact	21: for M1-M6	P: UL 489

- 5A @ 240Vac
- 2A @ 480Vac
- 0.25A @ 110Vdc
- 0.25A @ 220Vdc

Accessory Description	Product	Part Number
Alarm Auxiliary Contact	AL/AX21P	1100554



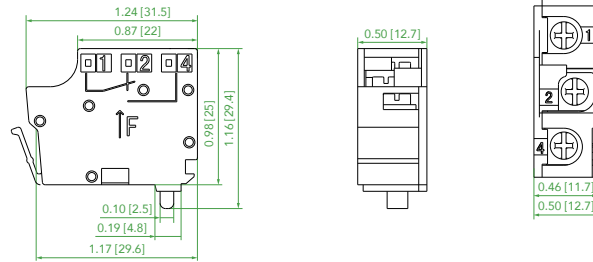
Wiring Diagram of Alarm Contact (Switch)



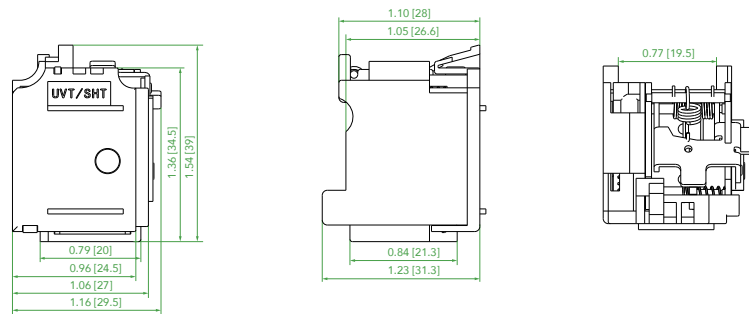
Wiring Diagram of Auxiliary Contact

# Internal Accessory Dimensions

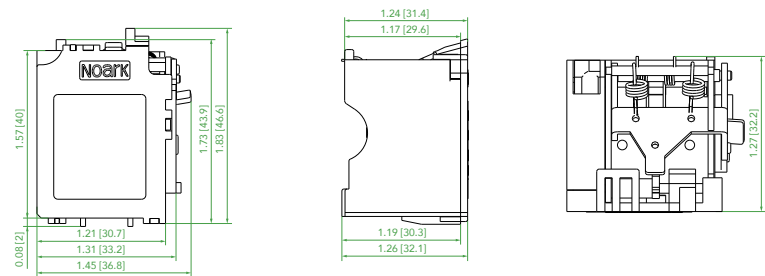
**AL/AX21P**  
Alarm Switch / Auxiliary Contact  
Unit: in [mm]



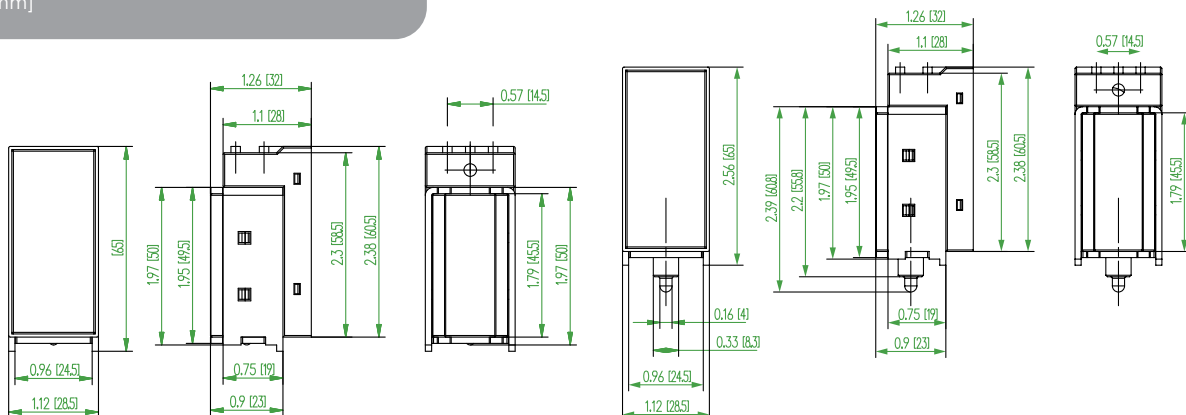
**SHT21N / UVT21N**  
Shunt Trip / Under-Voltage Trip for M1  
Unit: in [mm]



**SHT22N-24N / UVT22N-24N**  
Shunt Trip / Under-Voltage Trip for M2-M4  
Unit: in [mm]



**SHT26N / UVT26N**  
Shunt Trip / Under-Voltage Trip for M2-M4  
Unit: in [mm]



D