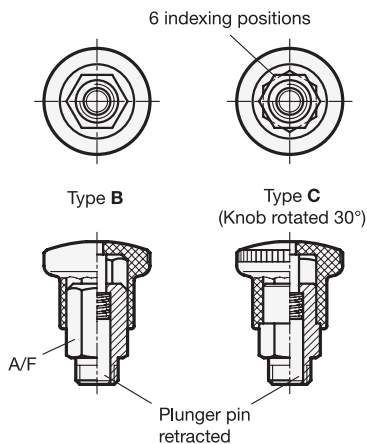
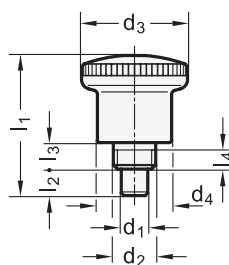
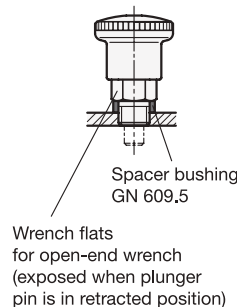




GN 822

Assembly instruction
for GN 822

Metric

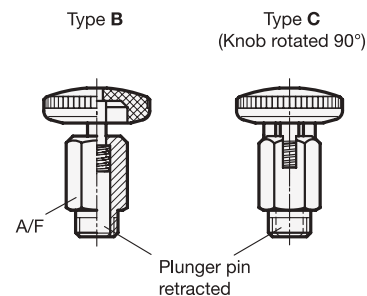
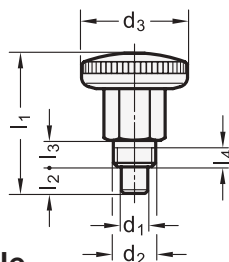
SS Stainless
Steel

2 Type

B Non lock-out

C Lock-out

GN 822.1



Metric table

1

d ₁ Pin Bore	d ₂ Thread	d ₃	d ₄	l ₁	l ₂ min.	l ₃	l ₄ min.	A/F	Spring load ≈	
									Initial	End
4 .16	M 8 x 0.75	21 .83	15 .59	26.5 1.04	5 .20	5 .20	3.5 .14	10 .39	4.5 N 1.01 lbf	12 N 2.70 lbf
5 .20	M 8 x 0.75	21 .83	15 .59	26.5 1.04	5 .20	5 .20	3.5 .14	10 .39	4.5 N 1.01 lbf	12 N 2.70 lbf
6 .24	M 10 x 1	25 .98	18 .71	34 1.34	7 .28	7 .28	4.5 .18	12 .47	5 N 1.12 lbf	18 N 4.05 lbf
7 .28	M 10 x 1	25 .98	18 .71	34 1.34	7 .28	7 .28	4.5 .18	12 .47	5 N 1.12 lbf	18 N 4.05 lbf

Dimensions in: millimeters - inches

Specification

3

4

- Threaded body
 - Steel
 - Zinc plated, blue passivated finish **ST**
 - Stainless steel **NI**
 - European Standard No. 1.4305 (AISI 303)
- Plunger pin
 - Stainless steel
 - European Standard No. 1.4305 (AISI 303)
- Spring
 - Stainless steel
 - European Standard No. 1.4310 (AISI 301)
- Knob
 - Plastic
 - Technopolymer (Polyamide PA)
 - Temperature resistant up to 230 °F (110 °C)
 - Black, matte finish
 - Red, RAL 3000, matte finish **RT**
 - Not removable
- RoHS compliant

Information

GN 822 mini indexing plungers feature small, compact dimensions. They are designed for installation in thin walled sheet metal applications.

Plungers are inserted into position by holding them by the knurled knob. The wrench flats on the lock nut are exposed when the pin is retracted, so that the plunger can be easily tightened by means of an open-end wrench.

Type C offers a lock-out position for applications that require the plunger pin to be retracted for an extended period of time. After retracting the indexing pin, turn the knob 30 degrees, release the knob and it will stay in the retracted position via a notch. In the rest position, the lock-out mechanism is completely concealed by the knob.

GN 609.5 spacer bushings are to be ordered separately.

How to order (Hidden lock mechanism, black knob)

1 2 3

GN822-6-C-ST

- 1 Pin diameter d₁
- 2 Type
- 3 Material

How to order (Open lock mechanism, red knob)

1 2 3 4

GN822.1-4-B-NI-RT

- 1 Pin diameter d₁
- 2 Type
- 3 Material
- 4 Color