




Quality Products. Service Excellence.

Type 4 Mild Steel Two Door Floormount Enclosure *HN4 FM Series*

Continuous Hinge Door with Handle



Application

- Designed to house electrical, electronic, hydraulic or pneumatic controls and instruments.
- Provides protection where equipment may be hosed down or otherwise be very wet, or in outdoor applications for full weather protection.

Construction

- Enclosures are formed 12 or 10 gauge steel as noted.
- Smooth, continuously welded seams without knockouts, cutouts or holes.
- Lifting eyes provide for easy enclosure handling.
- Doors are supported with heavy gauge continuous hinges.
- New 3-pt padlocking door handle.
- Seamless poured-in place gasket.
- Provision for light kit mounting.
- A grounding stud is provided in the enclosure and a bonding stud is provided on the door.
- Center post is removable for easy installation of the inner panel.
- 12" floor stands are welded to the enclosure.
- Body stiffeners are provided in the larger enclosures for extra rigidity.
- Formed lip on door and top of enclosure opening exclude flowing liquids and contaminants.
- A removable 10 gauge inner panel is included.
- Panel supports are provided for easy panel installation.
- Collar studs are provided for mounting inner panels.
- A literature pocket is provided for the inside of the door.

Standards

- UL 508A Type 3R, 4 and 12
- CSA Type 3R, 4 and 12
- Complies with:
 - NEMA Type 3R, 4, 12 and 3
 - IEC 60529, IP66

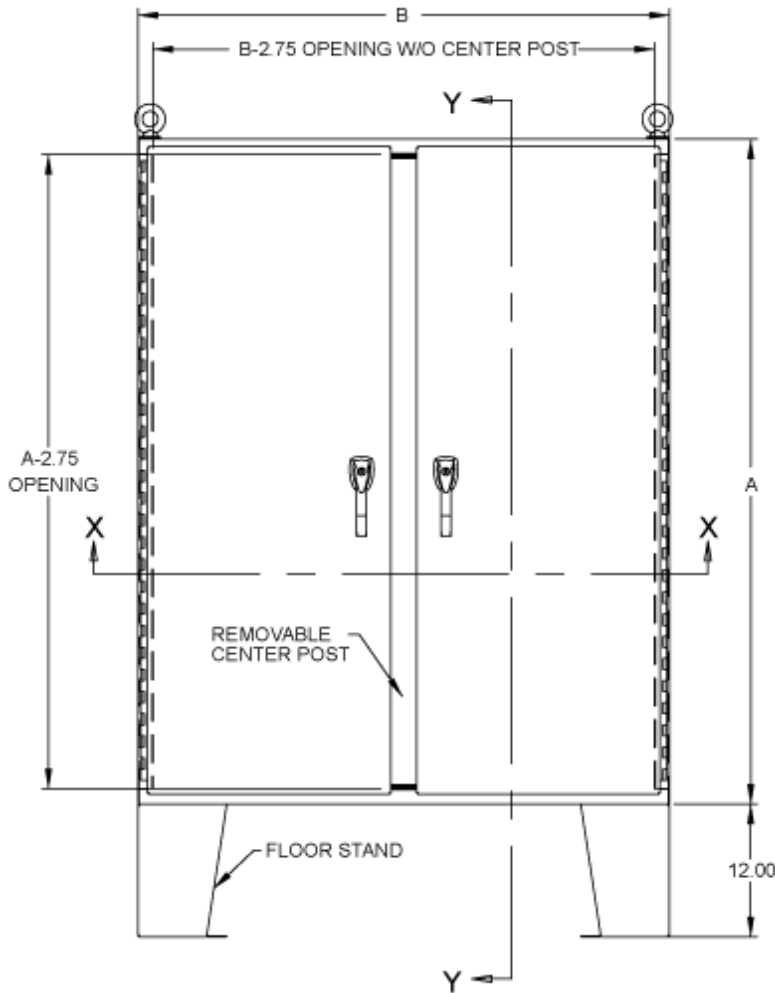
Finish

- Cover and enclosure are finished in recoatable smooth ANSI 61 gray powder coating.
- Removable white inner panel is finished in white powder coating.

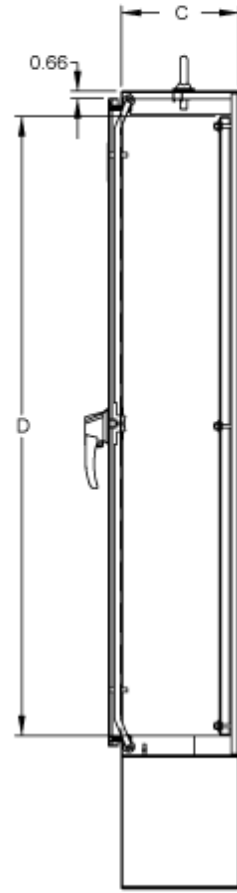
Accessories

- Inner Panels
- Blowers and Fans
- Ventilation
- Enclosure Stabilizers
- Gland Plates
- Lighting
- Temperature Controls and Accessories
- Climate Control
- Door Stop Kit
- Drip Shield Kit
- Filtered Fans
- Heaters
- Type 1 Louvered Ventilating Plates
- Window Kits

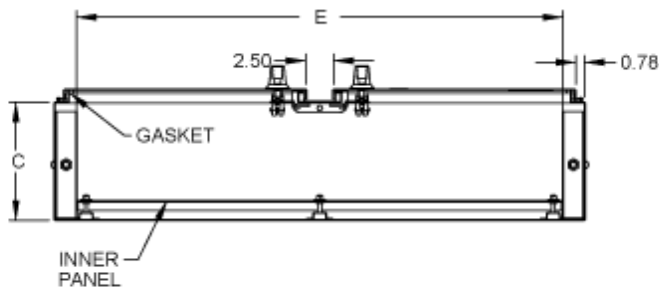
- Top Hat Cable Modules
- Mechanical Interlock
- Ground Wire Kits
- Barrier Kits for Type 4 Floormount



FRONT VIEW



SECTION Y-Y



SECTION X-X

Part No.	Overall Dimensions			Body Gauge	Panel Gauge	Inner Panel (Incl.)	
	A	B	C			D	E
HN4FM604810	60.13	48.06	10.69	12	10	56.00	44.00
HN4FM604818	60.13	48.06	18.69	12	10	56.00	44.00
HN4FM606012	60.13	60.06	12.69	12	10	56.00	56.00
HN4FM606018	60.13	60.06	18.69	12	10	56.00	56.00

Part No.	Overall Dimensions			Body Gauge	Panel Gauge	Inner Panel (Incl.)	
	A	B	C			D	E
HN4FM726012	72.13	60.06	12.69	12/10	10	68.00	56.00
HN4FM726018	72.13	60.06	18.69	12	10	68.00	56.00
HN4FM727212	72.13	72.06	12.69	12/10	10	68.00	68.00
HN4FM727218	72.13	72.06	18.69	12	10	68.00	68.00
HN4FM727224	72.13	72.06	24.69	12/10	10	68.00	68.00

Data subject to change without notice

© 2018. Hammond Manufacturing Ltd. All rights reserved.