



Quality Products. Service Excellence.

Eclipse Command System - NEMA 12 *ECP Series*

Command Enclosure



Application

- Designed to enclose electronic controls, instruments and components in indoor environments where dirt, dust, oil and water may be present.
- Ideal for use with suspension systems.
- Multiple mounting provisions and full front mounting space provide for ideal operator interface.
- Smooth flush surfaces and attractive finishes compliment high tech equipment.

Standards

- UL 508A Type 12
- CSA Type 12
- **Complies with**
 - NEMA Type 12 and 13
 - IEC 60529, IP54

Construction

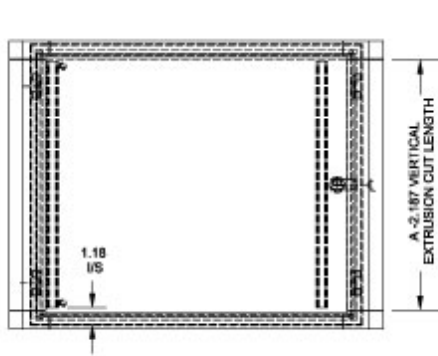
- Formed from 16 gauge steel.
- Smooth, continuously welded seams ground smooth.
- Door stiffeners are designed to also permit additional mounting options.
- Formed lip on enclosure to exclude flowing liquids and contaminants.
- Reversible rear door is secured with slotted quarter turn fasteners.
- Door frames have zinc die-cast corners with extrusion pressed aluminum profiles.
- Door front panels are 3mm aluminum.
- Oil resistant gaskets are permanently secured.
- Bonding stud provided on door and grounding stud installed in enclosure.
- Quarter turn latches formed from mild steel.
- Formed steel hinge with stainless steel hinge pins.
- Fastening is recommended with optional Tara Plus or 50/80 suspension systems.
- Optional red handle easily mounts horizontally to bottom of enclosure front frame. Order separately.
- Heavy duty re-inforcing plate included.

Finish

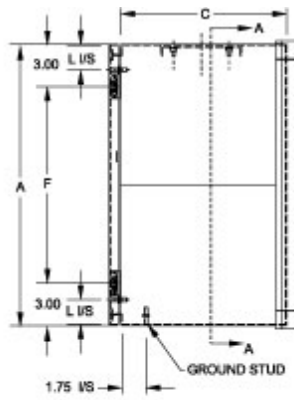
- Finished in RAL 7040 gray powder coating.
- Door panel is natural aluminum.

Accessories

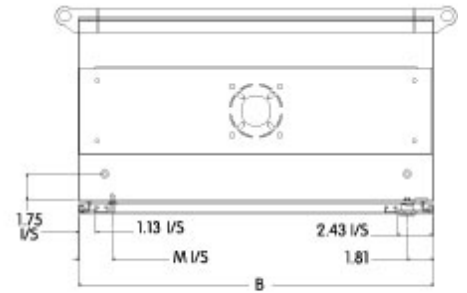
- Optional Inner Panel
- Tara Plus Suspension System
- Optional Handle
- Heavy Duty 50/80 mm Suspension Systems



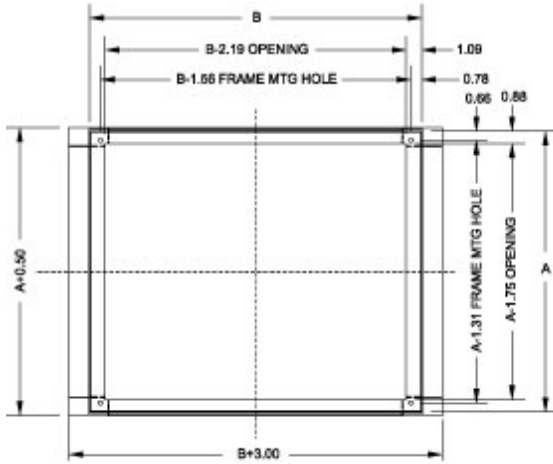
Front View



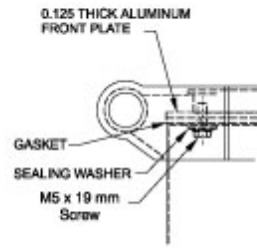
Side View - Hinge Side



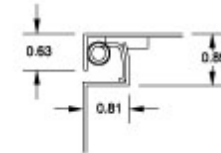
End View Section



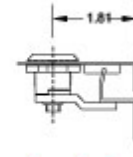
Section A-A



Corner Detail
Typ. 4 Places



Cross Section of 16 Gauge Body and Door



Lock Section

Part No.	Overall Dimensions						Optional Handle	Optional Panel
	A	B	C	F	L	M	Part No.	Part No.
ECP12126	12.00	12.00	6.00	6.00	1.50	2.25	ECPH12	ECPP1212
ECP12168	12.00	16.00	8.00	6.00	1.50	2.25	ECPH16	ECPP1216
ECP161610	16.00	16.00	10.00	10.00	1.50	2.25	ECPH16	ECPP1616
ECP162010	16.00	20.00	10.00	10.00	1.50	2.25	ECPH20	ECPP1620
ECP20246	20.00	24.00	6.00	14.00	1.50	2.25	ECPH24	ECPP2024
ECP202412	20.00	24.00	12.00	14.00	1.50	2.25	ECPH24	ECPP2024

Data subject to change without notice

© 2018. Hammond Manufacturing Ltd. All rights reserved.