



Quality Products. Service Excellence.

Type 4 Mild Steel Two Door Floormount Enclosure *1422 N4 FM QT Series*

Continuous Hinge Door with Quarter Turn



Application

- Designed to house electrical, electronic, hydraulic or pneumatic controls and instruments.
- Provides protection where equipment may be hosed down or otherwise be very wet, or in outdoor applications for full weather protection.

Standards

- UL 508A Type 3R, 4 and 12
- CSA Type 3R, 4 and 12
- Complies with
 - NEMA Type 3R, 4 12 and 13
 - JIC EGP-1-1967
 - IEC 60529, IP66

Construction

- Enclosures are formed 12 or 10 gauge steel as noted.
- Smooth, continuously welded seams without knockouts, cutouts or holes.
- Body stiffeners are provided in the larger enclosures for extra rigidity.
- Heavy duty lifting eyebolts are provided with reinforcing support angles.
- Center post is removable for easy installation of the inner panel.
- Formed lip on door and top of enclosure opening exclude flowing liquids and contaminants.
- Continuously hinged doors may be removed by pulling the stainless steel hinge pin.
- Doors are secured with quarter turn latches.
- Provision for padlocking.
- 12" floor stands are welded to the enclosure.
- Seamless poured-in place gasket.
- Provision for light kit mounting.
- A removable 10 gauge inner panel is included.
- Panel supports are provided for easy panel installation.
- Collar studs are provided for mounting inner panels.
- A bonding stud is provided on the door and a grounding stud is provided in the enclosure for each door.
- A literature pocket is provided for the inside of the door.

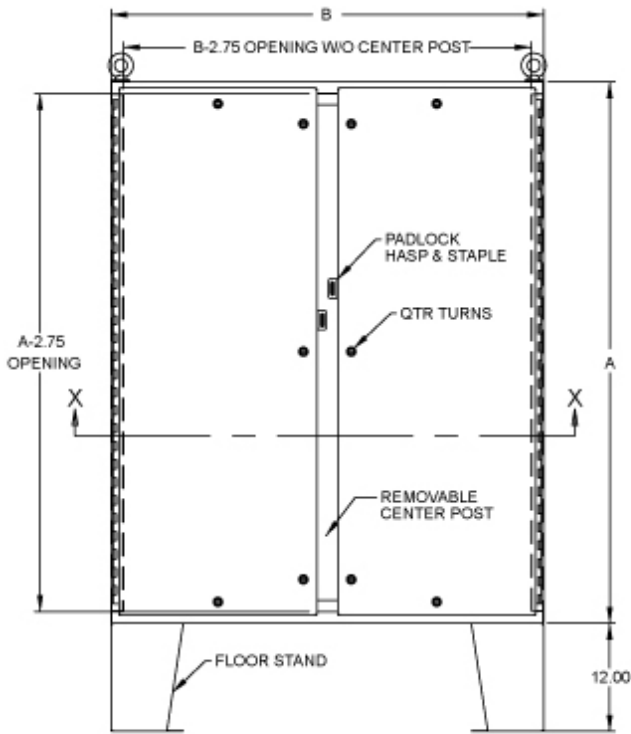
Finish

- Cover and enclosure are finished in recoatable smooth ANSI 61 gray powder coating.
- Removable white inner panel is finished in white powder coating.

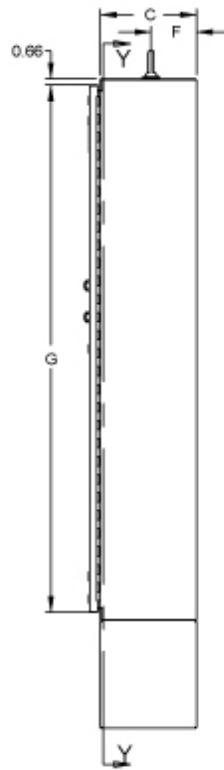
Accessories

- Inner Panels
- Blowers and Fans
- Door Stop Kit
- Filtered Fans
- Climate Control
- Ventilation
- Drip Shield Kit
- Enclosure Stabilizers

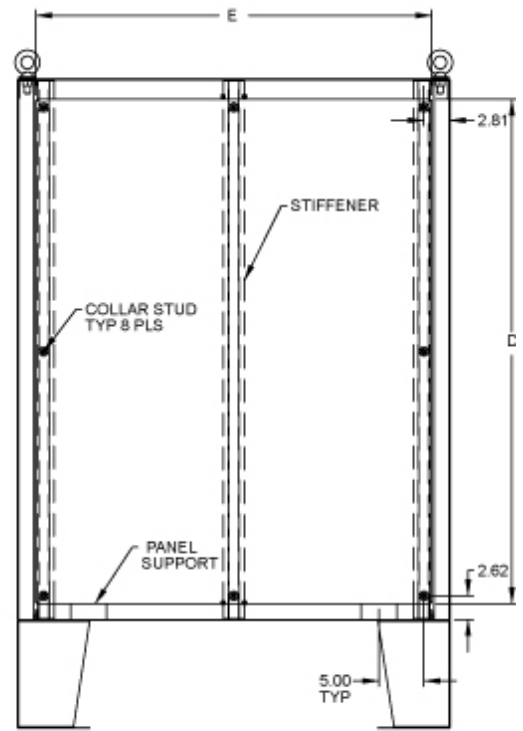
- Gland Plates
- Lighting
- Temperature Controls and Accessories
- Ground Wire Kits
- Heaters
- Type 1 Louvered Ventilating Plates
- Window Kits
- Barrier Kits for Type 4 Floormount



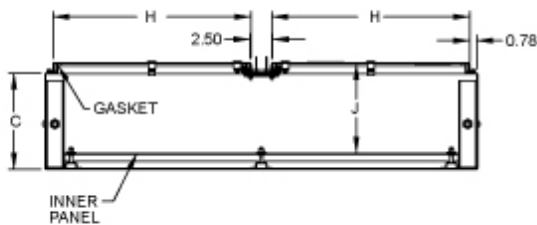
FRONT VIEW



SIDE VIEW



SECTION Y-Y



SECTION X-X

Part No.	Body			Body Gauge	Panel Gauge	Panel Size					
	A	B	C			D	E	F	G	H	J
1422N4B10FQT	60.13	48.06	10.69	12	10	56.00	44.00	5.30	58.59	22.00	9.87
1422N4D12FQT	60.13	60.06	12.69	12	10	56.00	56.00	6.30	58.59	28.00	11.87
1422N4E12FQT	72.13	60.06	12.69	12/10	10	68.00	56.00	6.30	70.59	28.00	11.87
1422N4F12FQT	72.13	72.06	12.69	12/10	10	68.00	68.00	6.30	70.59	34.00	11.87
1422N4F24FQT	72.13	72.06	24.69	12/10	10	68.00	68.00	12.30	70.59	34.00	23.87

Data subject to change without notice

© 2018. Hammond Manufacturing Ltd. All rights reserved.

