



Quality Products. Service Excellence.

Type 4 Mild Steel Two Door Floormount Enclosure 1422 N4 FM Series

Continuous Hinge Door with Clamps



Application

- Designed to house electrical, electronic, hydraulic or pneumatic controls and instruments.
- Provides protection where equipment may be hosed down or otherwise be very wet, or in outdoor applications for full weather protection.

Standards

- UL 508A Type 3R, 4 and 12
- CSA Type 3R, 4 and 12
- Complies with
 - NEMA Type 3R, 4 12 and 13
 - IEC 60529, IP66

Construction

- Enclosures are formed 12 or 10 gauge steel as noted.
- Smooth, continuously welded seams without knockouts, cutouts or holes.
- Body stiffeners are provided in the larger enclosures for extra rigidity.
- Heavy duty lifting eyebolts are provided with reinforcing support angles.
- Center post is removable for easy installation of the inner panel.
- Formed lip on door and top of enclosure opening exclude flowing liquids and contaminants.
- Continuously hinged doors may be removed by pulling the stainless steel hinge pin.
- Doors are secured with heavy duty stainless steel clamps.
- Provision for padlocking.
- 12" floor stands are welded to the enclosure.
- Seamless poured-in place gasket.
- Provision for light kit mounting.
- A removable 10 gauge inner panel is included.
- Panel supports are provided for easy panel installation.
- Collar studs are provided for mounting inner panels.
- A bonding stud is provided on the door and a grounding stud is provided in the enclosure for each door.
- A literature pocket is provided for the inside of the door.

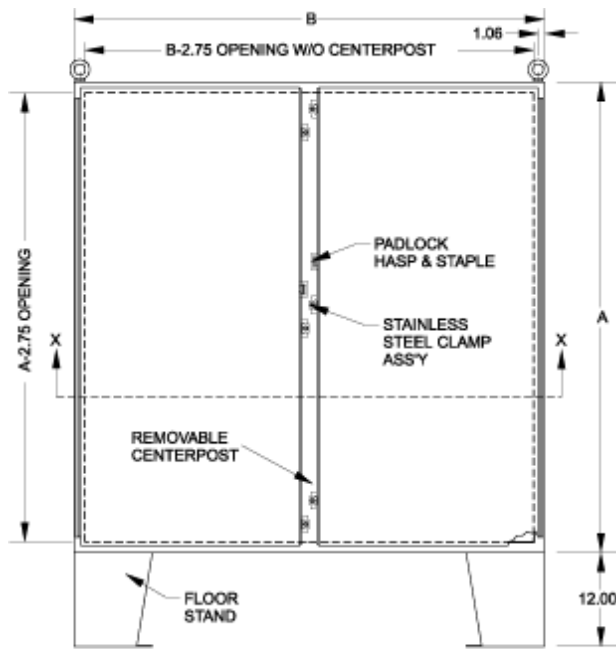
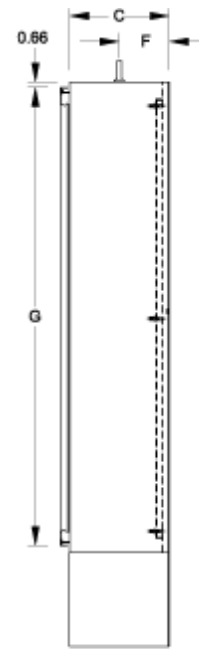
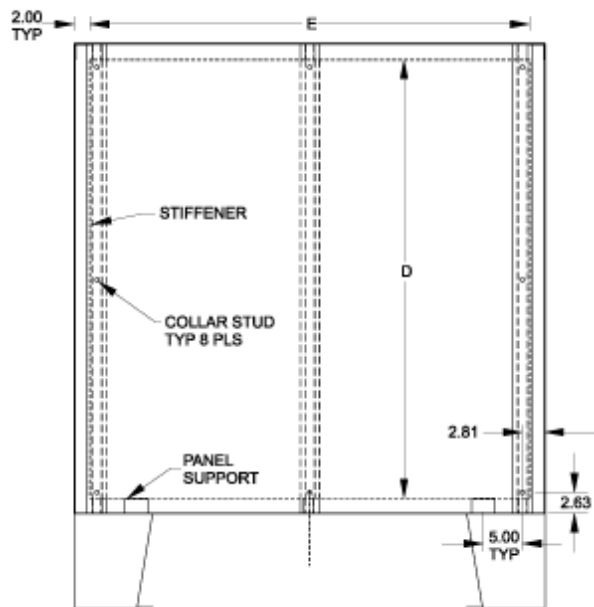
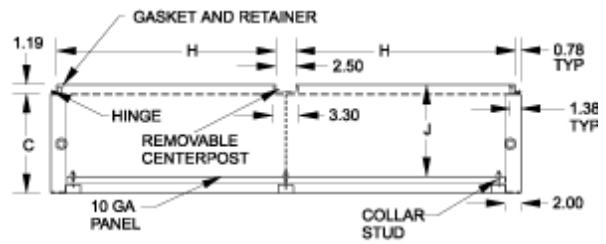
Finish

- Cover and enclosure are finished in recoatable smooth ANSI 61 gray powder coating.
- Removable white inner panel is finished in white powder coating.

Accessories

- | | |
|-------------------------|-------------------|
| • Inner Panels | • Climate Control |
| • Blowers and Fans | • Ventilation |
| • Door Stop Kit | • Drip Shield Kit |
| • Enclosure Stabilizers | • Filtered Fans |
| • Heaters | • Gland Plates |

- Lighting
- Temperature Controls and Accessories
- Barrier Kits for Type 4 Floormount
- Type 1 Louvered Ventilating Plates
- Window Kits

**Front View****Side View****View with Doors Open****Section X-X**

w/ Feet	Body			Panel		Panel Size					
Part No.	A	B	C	Gauge	Gauge	D	E	F	G	H	J
1422N4B10F	60.13	48.06	10.69	12	10	56.00	44.00	5.30	58.59	22.00	9.87
1422N4D12F	60.13	60.06	12.69	12	10	56.00	56.00	6.30	58.59	28.00	11.87
1422N4E12F	72.13	60.06	12.69	12/10	10	68.00	56.00	6.30	70.59	28.00	11.87
1422N4F12F	72.13	72.06	12.69	12/10	10	68.00	68.00	6.30	70.59	34.00	11.87
1422N4F24F	72.13	72.06	24.69	12/10	10	68.00	68.00	12.30	70.59	34.00	23.87

Data subject to change without notice

