

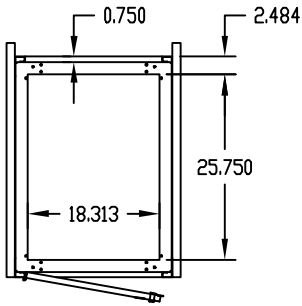
PART NAME SERIES 30-2000 UPRIGHT CABINET RACK

PART No. E30-2000 TO E30-2007


REV. DATE 1-2-02

FINISH:
 FRAME ASSEMBLY, SIDES,
 DOOR & TOP COVER _____ GRAY TEXTURE OR
 ROYAL BLUE TEXTURE
 PANEL MOUNTING RAILS _____ SMOOTH BLACK
 FRONT TOP TRIM _____ METALLIC GRAY

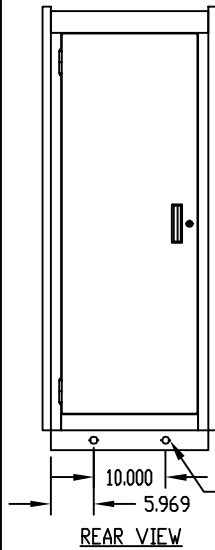
MATERIAL:
 PANEL MOUNTING RAILS _____ 12 GA. STEEL
 FRAME TOP, BASE ASSEMBLY,
 FILLERS & VERTICAL RAILS _____ 14 GA. STEEL
 RAIL SUPPORTS _____ 16 GA. STEEL
 TOP COVER & SIDES _____ 18 GA. STEEL
 DOOR & FRONT TOP TRIM _____ 20 GA. STEEL




TOP VIEW
 (LESS TOP COVER
 & FRONT TOP TRIM)



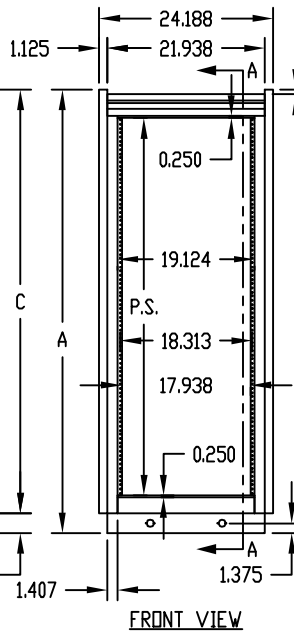
TOP VIEW



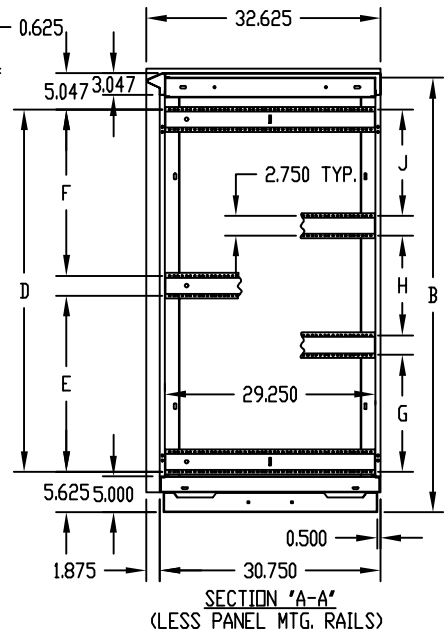
REAR VIEW



LEFT SIDE VIEW



FRONT VIEW

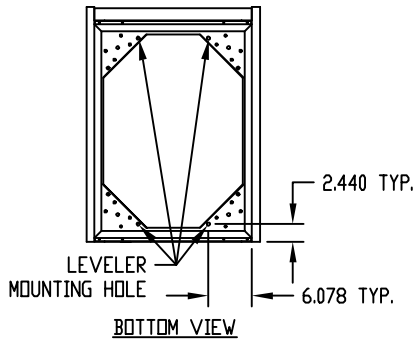


SECTION "A-A"
 (LESS PANEL MTG. RAILS)

PANEL MOUNTING RAILS (FRONT & REAR)
 ARE TAPPED #10-32 ON E.I.A. UNIVERSAL
 SPACING AND ARE FULLY ADJUSTABLE.

BOTTOM PIERCED FOR MOUNTING RC-7758 CASTERS.

LOAD RATING: 1200 LBS. MAX.



BOTTOM VIEW

* DISCONTINUED

PART No.	P.S.	A	B	C	D	E	F	G	H	J
E30-2000	21.000	30.250	29.000	27.500	18.937	—	—	—	—	—
* E30-2001	31.500	40.750	39.500	38.000	29.437	—	—	—	—	—
* E30-2002	35.000	44.250	43.000	41.500	32.937	—	—	—	—	—
E30-2003	42.000	51.250	50.000	48.500	—	19.281	17.906	—	—	—
E30-2004	52.500	61.750	60.500	59.000	—	24.531	23.156	—	—	—
E30-2005	61.250	70.500	69.250	67.750	—	28.906	27.531	—	—	—
E30-2006	70.000	79.250	78.000	76.500	—	33.281	31.906	—	—	—
E30-2007	78.750	88.000	86.750	85.250	—	—	—	25.125	22.312	23.750