



PART NAME

NEMA DIE CAST ALUMINUM ENCLOSURE

PART No.

AN-1300-A & AN-1300-AB

REVISION DATE

5-24-19

UL LISTED FOR U.S. AND CANADA - FILE #E194432

UPDATE REPLACES PART NO. AN-1300 (NATURAL) & AN-1300-G (DISCONTINUED GRAY)

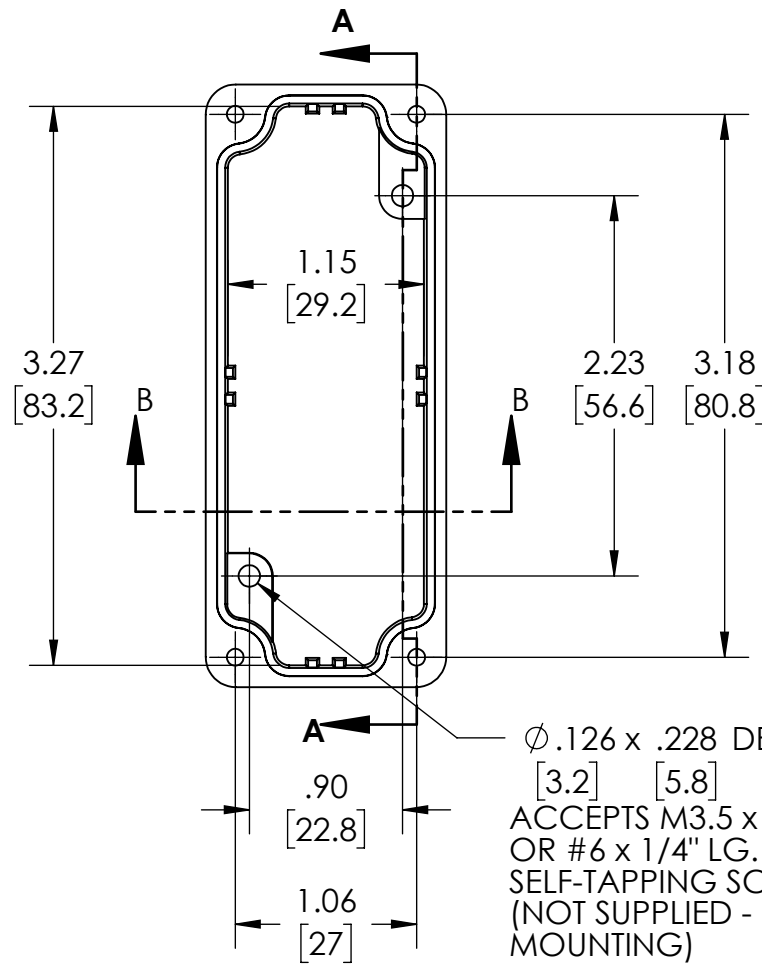
DRAWING FOR REFERENCE

WE RESERVE THE RIGHT TO MAKE CHANGES TO OUR STANDARD PRODUCTS. PLEASE CONSULT WITH BUD INDUSTRIES PRIOR TO USING THIS DRAWING FOR DESIGN PURPOSE.

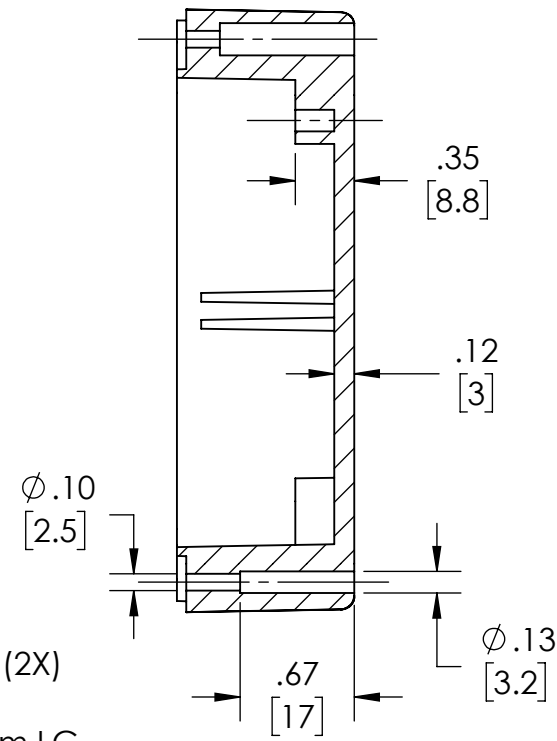
TYPE RATING 4, 4X, 6, 6P, 12 AND 13, COMPARE TO IP-68

80°C. MAXIMUM OPERATING TEMPERATURE

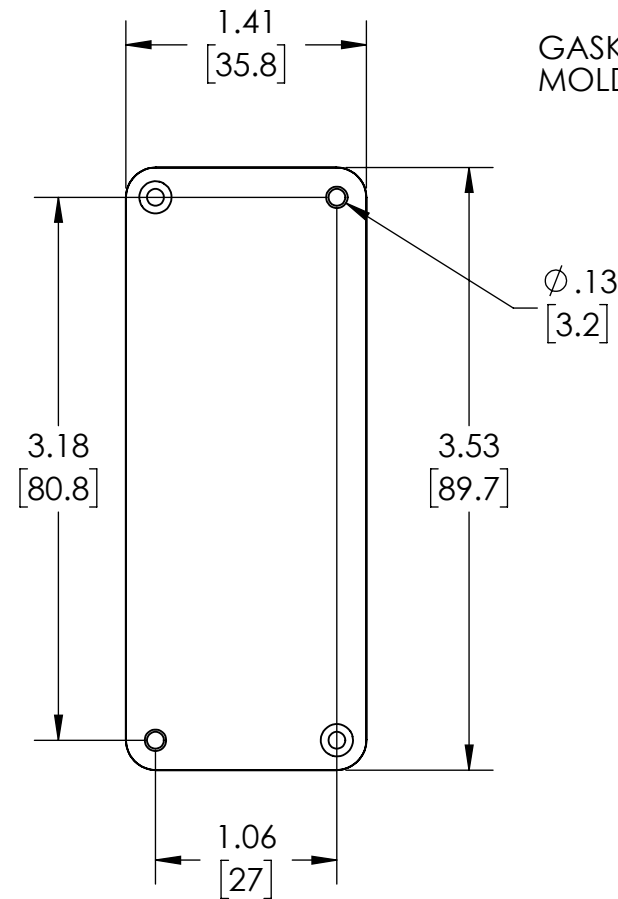
BODY COVER NOT SHOWN



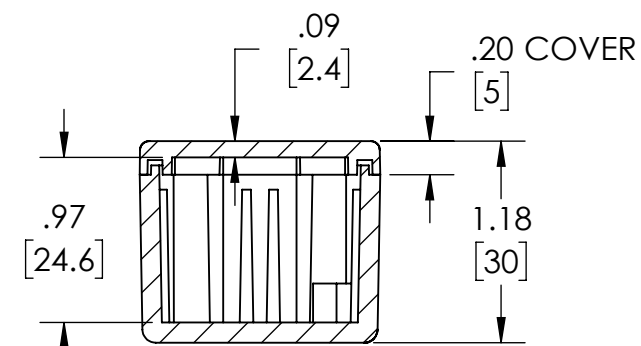
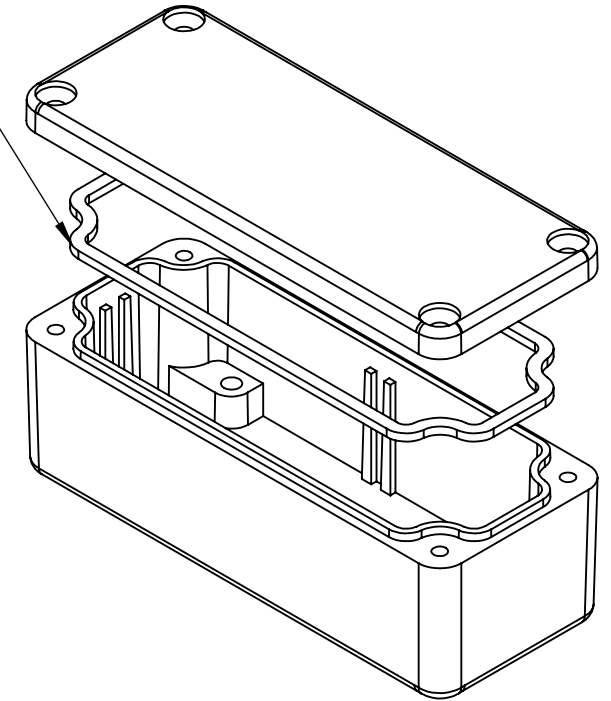
ACCEPTS $\phi .126 \times .228$ DEEP (2X)
 [3.2] [5.8]
 ACCEPTS M3.5 x 6mm LG.
 OR #6 x 1/4" LG.
 SELF-TAPPING SCREW
 (NOT SUPPLIED - FOR PCB
 MOUNTING)



SECTION A-A



GASKET (NOT INSTALLED)
MOLDED SILICONE GRAY



SECTION B-B

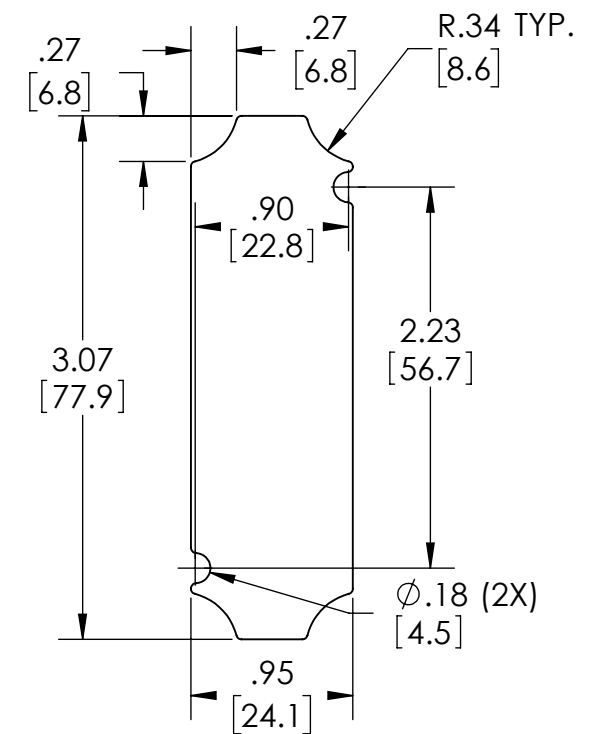
MATERIAL: ALUMINUM ALLOY #ADC-12

FINISH: NATURAL (SUFFIX -A)
SMOOTH BLACK POWDERCOAT (SUFFIX -AB)

FOUR (4) M3x0.5 x 10mm (.39") LG. 90° CSK. HEAD
STAINLESS STEEL SCREWS SUPPLIED FOR ASSEMBLY
OF COVER TO BODY. APPLY AT 12 IN./LB. OF
TORQUE.

OUTSIDE AND INSIDE DRAFT ANGLE: 1°
DIMENSIONS ARE INCH[MM]

OPTIONAL ACCESSORIES:
PCB MOUNTING KIT #57-58
INTERNAL PANEL #ANX-91300
WALL MOUNT BRACKETS #ANX-1390
REPLACEMENT GASKET #1300GSKTSC



OPTIONAL INTERNAL PANEL AND
SUGGESTED PC BOARD LAYOUT