

PART NAME

SERIES 60 UPRIGHT CABINET RACK

PART No.

60-2300 TO 60-2313

REV. DATE

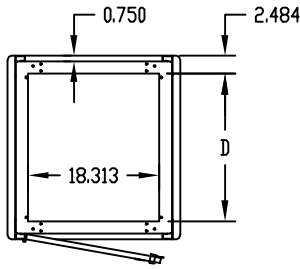
1-2-02

FINISH:

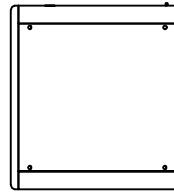
FRAME ASSEMBLY, DOOR, SIDES,
TOP COWLS & TOP COVER _____ GRAY TEXTURE OR
ROYAL BLUE TEXTURE
PANEL MOUNTING RAILS _____ SMOOTH BLACK

MATERIAL:

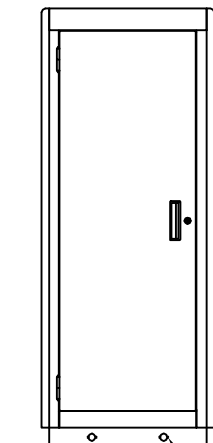
PANEL MOUNTING RAILS _____ 12 GA. STEEL
FRAME TOP, BASE ASSEMBLY,
FILLERS & VERTICAL RAILS _____ 14 GA. STEEL
RAIL SUPPORTS _____ 16 GA. STEEL
TOP COWLS, TOP COVER & SIDES _____ 18 GA. STEEL
DOOR _____ 20 GA. STEEL



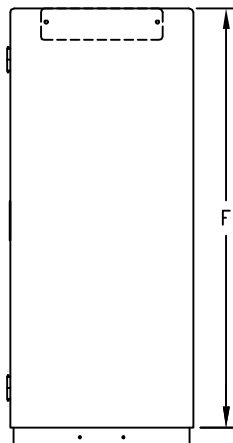
TOP VIEW
(LESS TOP COVER
& TOP COWLS)



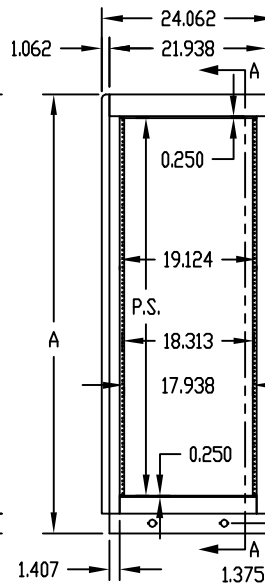
TOP VIEW



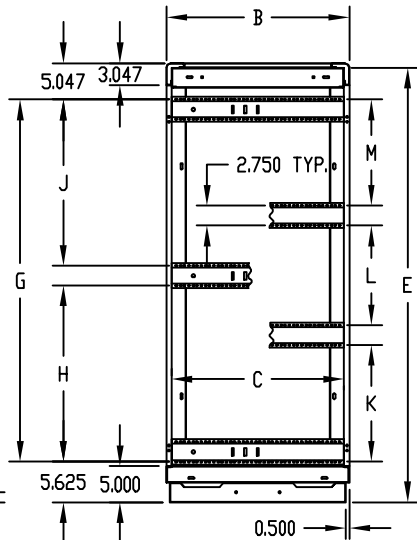
REAR VIEW



LEFT SIDE VIEW



FRONT VIEW

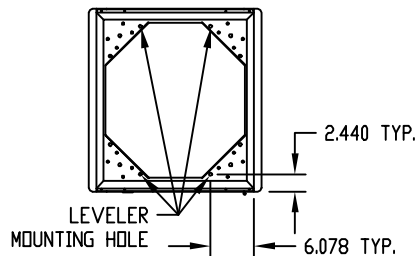


SECTION "A-A"

PANEL MOUNTING RAILS (FRONT & REAR)
ARE TAPPED #10-32 ON E.I.A. UNIVERSAL
SPACING AND ARE FULLY ADJUSTABLE.

BOTTOM PIERCED FOR MOUNTING RC-7758 CASTERS.

LOAD RATING: 1200 LBS. MAX.



BOTTOM VIEW

PART No.	P.S.	A	B	C	D	E	F	G	H	J	K	L	M
60-2300	21.000	29.625	22.000	20.500	17.000	29.000	26.875	18.937	—	—	—	—	—
60-2301	31.500	40.125	—	—	—	39.500	37.375	29.437	—	—	—	—	—
60-2302	42.000	50.625	—	—	—	50.000	47.875	—	19.281	17.906	—	—	—
60-2303	52.500	61.125	—	—	—	60.500	58.375	—	24.531	23.156	—	—	—
60-2304	61.250	69.875	—	—	—	69.250	67.125	—	28.906	27.531	—	—	—
60-2305	70.000	78.625	—	—	—	78.000	75.875	—	33.281	31.906	—	—	—
60-2306	78.750	87.375	22.000	20.500	17.000	86.750	84.625	—	—	—	25.125	22.312	23.750
60-2307	21.000	29.625	25.500	24.000	20.500	29.000	26.875	18.937	—	—	—	—	—
60-2308	31.500	40.125	—	—	—	39.500	37.375	29.437	—	—	—	—	—
60-2309	42.000	50.625	—	—	—	50.000	47.875	—	19.281	17.906	—	—	—
60-2310	52.500	61.125	—	—	—	60.500	58.375	—	24.531	23.156	—	—	—
60-2311	61.250	69.875	—	—	—	69.250	67.125	—	28.906	27.531	—	—	—
60-2312	70.000	78.625	—	—	—	78.000	75.875	—	33.281	31.906	—	—	—
60-2313	78.750	87.375	25.500	24.000	20.500	86.750	84.625	—	—	—	25.125	22.312	23.750