

**Extended Handle Accessories**

**AUXILIARY SWITCHES**

The auxiliary switches are the snap-on type and can be retrofitted. Makes later and breaks earlier than the main contacts.



Cat. No.	KU1.V	KU2.V	VKA1.V	VKA2.V
<b>Electrical Rating</b>	16 A/1/2HP/125-250V AC	16 A/1/2HP/125-250V AC	16 A/1/2HP/125-250V AC	16 A/1/2HP/125-250V AC
<b>No. of contacts</b>	1n.o./1n.c.	2n.o./2n.c.	1n.o./1n.c.	2n.o./2n.c.
<b>For Use With</b>	KU models	KU models	VKA models	VKA models

**FUSE HOLDER**

This fuseholder can be retrofitted with the KU340N. Therefore design changes can be incorporated with ease to allow a fusible disconnect.



Kit shown; comes with KU340N and fuse holder.




Cat. No.	KKV 332	KKV 332CC	KV 10x38	KV 10x38 CC
<b>Electrical Rating*</b>	30 A/600V AC	30 A/600V AC	30 A/600V AC	30 A/600V AC
<b>Fuse Type</b>	10x38, Midget	Class CC	10x38, Midget	Class CC
<b>For Use With</b>	-	-	KU340N	KU340N

**Kit Includes**

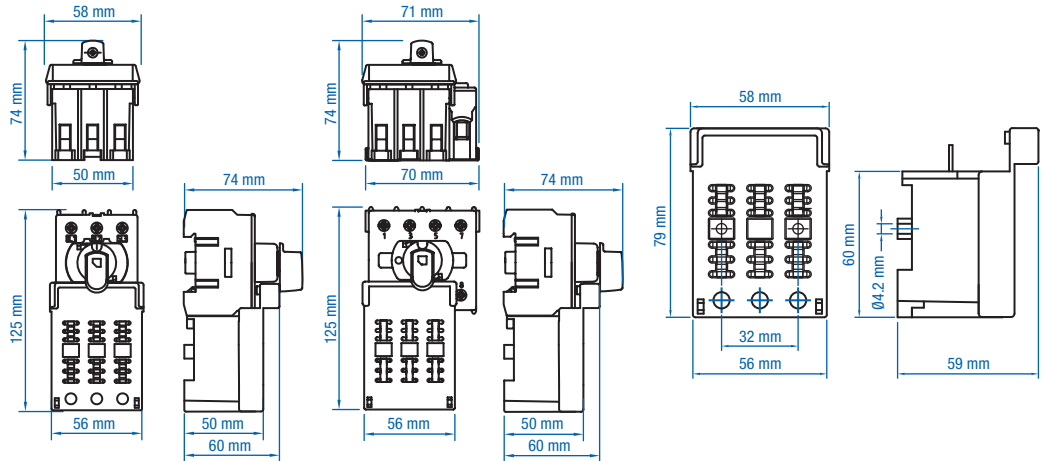
KV 10x38 / KU340N

KV 10x38 CC / KU340N

\*For more detailed ratings please see pages 4-5.



Kit shown; comes with switch and fuse holder.



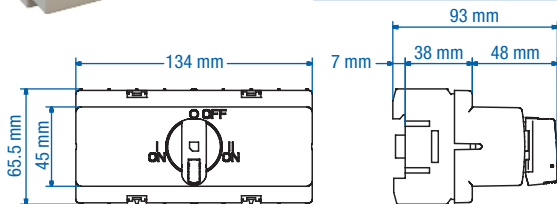
**CHANGE-OVER KITS**

- For 2 KU switches
- Available with black or yellow/red handle (Y/R)




**Cat. No.** KU3/4P VV  
**Color** Black

**Cat. No.** KU3/4P VV Y/R  
**Color** Yellow/Red



**Matching Handle**




**Cat. No.** LK11 1-0-2 U  
**Color** Black

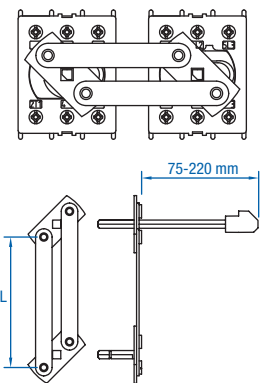
**Cat. No.** LK11 1-0-2 Y/R U  
**Color** Yellow/Red

**PARALLEL KITS**

- For KU and VKA-switches
- Assembly depth for KU 155-300 mm
- Assembly depth for VKA 164-310 mm
- Includes 200 mm steel shaft



Center pivoting model available, contact Altech.



Cat. No.	Length (L)	For use with
RV 66S-ST	66 mm	2x KU 3 pole (3P)
RV 80S-ST	80 mm	2x KU 4P/VKA 3P
RV 104S-ST	104 mm	2x VKA 4P

**Dimensions** (to convert to inches multiply by 0.03937)