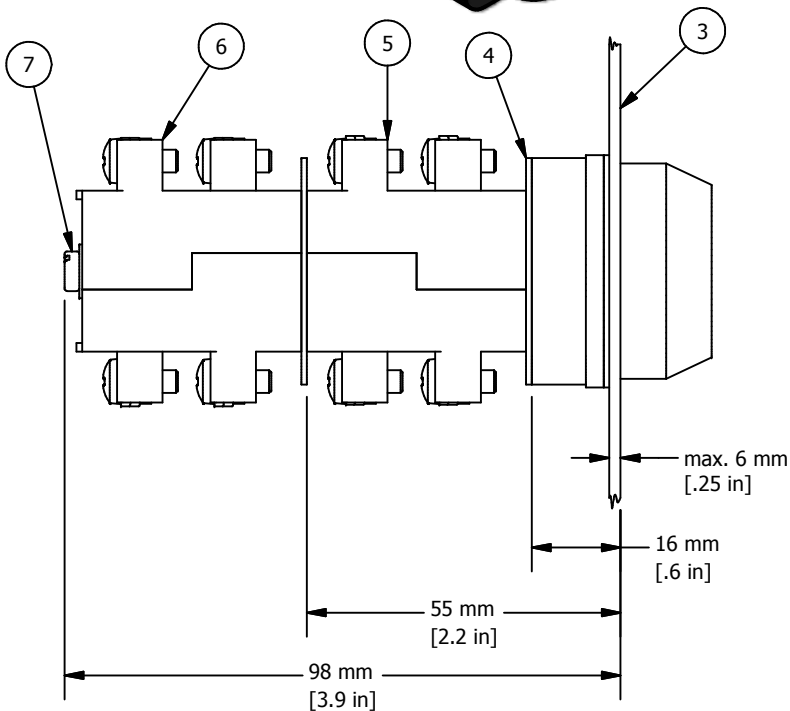
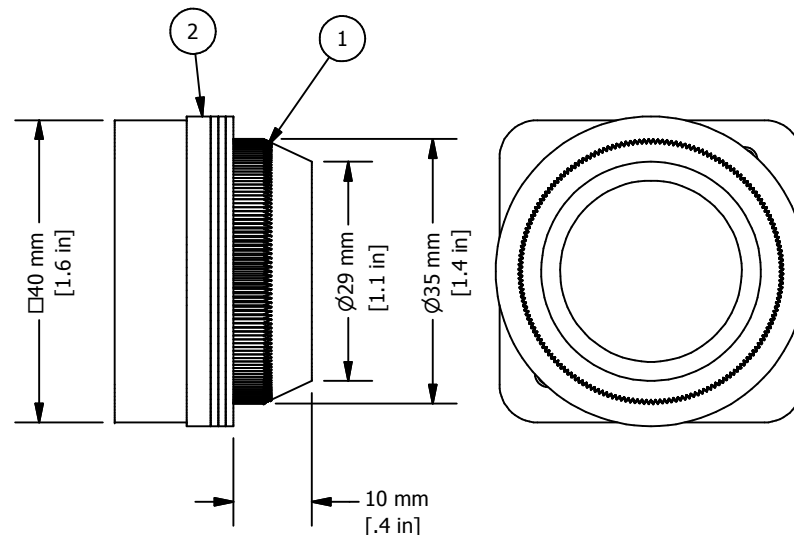

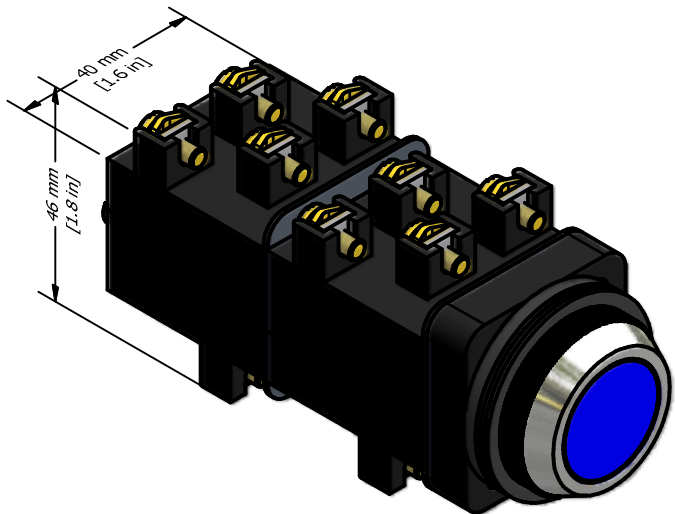


REVISION FOR DWG # 1PB-AFx

REV	CH.NO.	DESCRIPTION	DATE	REVISED BY
-	-	ORIGINAL DESIGN	11/19/2007	PHILIPP E.



\* = Operator includes 3x ARW1.2 and 1x ARW3.2  
 \*\* = Switch Contacts include Contact element washer and two SC24 installation screws, if more than two contact blocks are used, additional screws must be purchased separately (SC45, SC65 or SC90)

ITEM	DESCRIPTION	CAT. NO.	COLOR	MIN. QTY.	MAX. QTY.
1*	30 mm Flush Non-Illuminated Momentary Metal Operator	AF1	White	1	1
		AF2	Black	1	1
		AF3	Green	1	1
		AF4	Red	1	1
		AF6	Blue	1	1
		AF8	Yellow	1	1
2*	Rubber washer	ARW1.2/ARW3.2	Black	1	4
3	Panel	-	-	-	-
4**	Contact Element washer	-	Black	1	2
5**	Switch Contacts	S11	Red	1	2
6**	Switch Contacts	S12	Yellow	1	2
7**	Contact Block Installation Screws	SC25/SC45/SC65/SC90	-	2	2

UNLESS OTHERWISE SPECIFIED:  
 • ALL DIMENSIONS ARE IN MILLIMETERS  
 • THIRD ANGLE PROJECTION



This Drawing is the property of  
**Altech Corp.**

35 Royal Road  
 Flemington, NJ 08822-6000  
 (908) 806-9400  
 Fax (908) 806-9490

AND IS A CONFIDENTIAL DISCLOSURE WITHOUT CONSIDERATION OTHER THAN THE BORROWER'S AGREEMENT THAT IT SHALL NOT BE REPRODUCED, COPIED, LENT OR DISPOSED OF DIRECTLY OR INDIRECTLY NOR USED FOR ANY PURPOSE OTHER THAN THAT FOR WHICH IT IS SPECIFICALLY FURNISHED.

TITEL 30 mm Non-Illuminated Flush Momentary Metal Operator AFx (x=color)

TOLERANCE	
XX	= ±1 mm
XX.X	= ±0.5 mm
XX.XX	= ±0.2 mm
ALL	= - mm

METRIC

DRAWN BY: Philipp Ernstberger	11/19/2007	DRAWING NO.:	1PB-AFx	REV.:	-
CHECKED BY: Laszlo Gyorgypal	11/19/2007	SCALE:	-	SHEET:	1
RELEASED BY: Laszlo Gyorgypal	11/19/2007			OF:	1