

# AMU Series

## JIC SIZE JUNCTION BOXES

### Cover Type

Clear Polycarbonate

### Closure Type

Snap Latch Hinged Cover



### Application

Designed to insulate and protect controls and components in both indoor and outdoor applications often found in oil refineries, waste water treatment equipment, chemical plants, and many other applications

- Especially well suited for high temperature or corrosive environments
- Protects from dirt, dust, oil and water
- For use with industrial control equipment
- Clear polycarbonate instrumentation cover, used in applications where critical electronic equipment must be visible and protected from the elements

### Standards

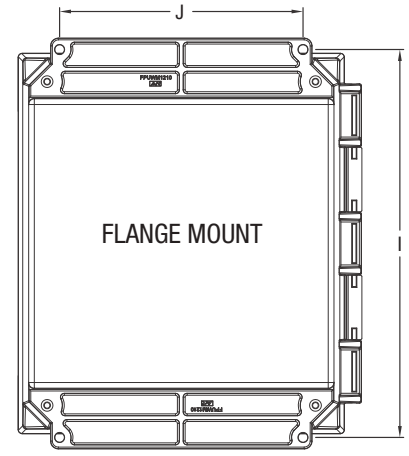
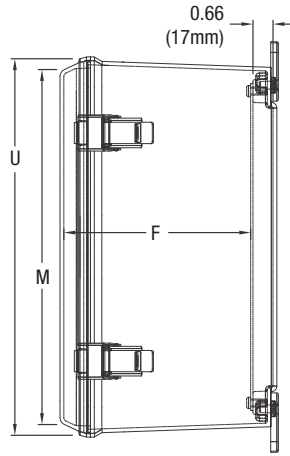
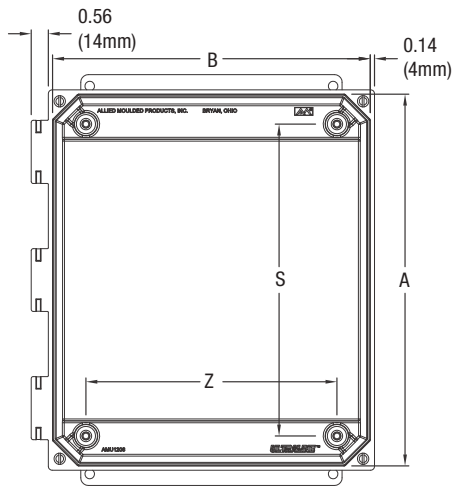
- UL 50 and UL 50E Types 1, 2, 3, 3R, 4, 4X, 12 and 13
- CSA C22.2 No. 94 Types 1, 2, 3, 3R, 4, 4X, 12 and 13
- Complies with:
  - NEMA Types 1, 2, 3, 3R, 4, 4X, 12 and 13
  - IEC 60529 Type IP66
  - RoHS directive

### Construction

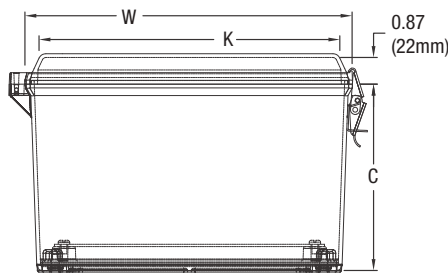
- Compression molded fiberglass reinforced polyester construction with flush, clear polycarbonate cover
- Allied Moulded ULTRAGUARD® fiberglass reinforced polyester material formulation - UV stabilized for outdoor use
- Enclosure base, feet, flanges — Light gray color (RAL 7035)  
*Note: foot models mounting hardware supplied in a bag. Flanged models are pre-assembled*
- 316 stainless steel hinge pin and snap latches with padlock hasp (.375" dia.)
- Formed-In-Place (FIP) polyurethane gasket system encased in continuous channel
- Polycarbonate foot/flange mounting brackets with 316 stainless steel fasteners
- #10-32 threaded brass inserts are installed for back panel mounting

### Accessories & Modifications

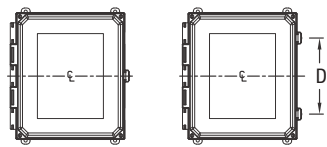
- Optional back panels and hinged front panels
- Custom holes and cutouts
- Molded-in color matching
- EMI/RFI shielding
- Factory-supplied silk screening



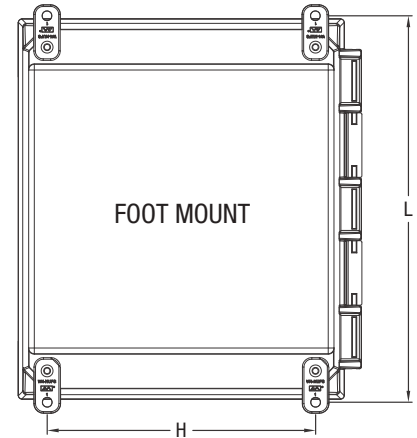
Note: Cover Removed for Clarity



LATCH LOCATIONS



- |            |                          |
|------------|--------------------------|
| FOR USE ON | FOR USE ON               |
| 6x6x4      | 12x10x6 D=7.50 (191mm)   |
| 8x6x4      | 14x12x6 D=8.00 (203mm)   |
| 10x8x4     | 16x14x8 D=9.00 (229mm)   |
| 10x8x6     | 20x16x10 D=16.81 (427mm) |



\*Nom. Wall Thickness: .13 (3mm)  
 16" size: .16 (4mm)  
 18" & 20" sizes: .19 (5mm)

Part No.	Box Size			Usable Depth	Panel Boss Centers		Back Panel Size			Flange Mount Centers		Foot Mount Centers		Cover Size			
	A	B	C		F	S	Z	Ht.	Wid.	P/N	J	I	H	L	K	M	W
AMU664CCL	6.04	6.26	4.12	4.09	4.25	4.25	4.81	4.81	PL66 PLA66	4.00	6.88, 6.75	4.91	6.75	5.70	5.53	6.72	6.50
AMU664CCLF	153mm	159mm	105mm	103mm	108mm	108mm	122mm	122mm		102mm	175, 171mm	125mm	171mm	145mm	140mm	171mm	165mm
AMU864CCL	8.06	6.28	4.13	4.11	6.25	4.25	6.75	4.88	PL86 PLA86	4.00	8.88, 8.75	4.91	8.75	5.75	7.53	6.72	8.50
AMU864CCLF	205mm	160mm	105mm	104mm	159mm	108mm	171mm	124mm		102mm	222, 226mm	125mm	222mm	146mm	191mm	171mm	216mm
AMU1084CCL	10.05	8.27	4.13	4.12	8.25	6.25	8.75	6.88	PL108 PLA108	6.00	10.75	6.91	10.75	7.75	9.53	8.72	10.50
AMU1084CCLF	255mm	210mm	105mm	105mm	210mm	159mm	222mm	175mm		152mm	273mm	176mm	273mm	197mm	242mm	221mm	267mm
★AMU1086CCL	10.04	8.26	6.13	6.10	8.25	6.25	8.75	6.88	PL108 PLA108	6.00	10.75	6.91	10.75	7.75	9.53	8.72	10.50
AMU1086CCLF	255mm	210mm	156mm	155mm	210mm	159mm	222mm	175mm		152mm	273mm	175mm	273mm	197mm	242mm	221mm	267mm
AMU1206CCL	12.05	10.27	6.13	6.12	10.25	8.25	10.75	8.88	PL120 PLA120	8.00	12.75	8.82	12.70	9.75	11.53	10.72	12.50
AMU1206CCLF	306mm	261mm	156mm	155mm	260mm	210mm	273mm	226mm		203mm	324mm	224mm	323mm	248mm	293mm	272mm	318mm
AMU1426CCL	14.05	12.27	6.13	6.11	12.25	10.25	12.75	10.88	PL142 PLA142	10.01	14.75, 14.62	10.82	14.70	11.75	13.53	12.72	14.50
AMU1426CCLF	357mm	312mm	156mm	155mm	311mm	260mm	324mm	276mm		254mm	375, 371mm	275mm	373mm	298mm	344mm	323mm	368mm
AMU1648CCL	16.05	14.27	8.14	8.09	14.25	12.25	14.75	12.88	P164 PA164	12.00	16.75	11.47	16.91	13.75	15.53	14.72	16.50
AMU1648CCLF	408mm	362mm	207mm	205mm	362mm	311mm	375mm	327mm		305mm	425mm	291mm	430mm	349mm	394mm	374mm	419mm
★AMU2060CCL	19.87	16.09	10.14	10.09	17.81	13.81	18.44	14.44	P206 PA206	10.00	21.28	13.16	20.53	15.75	19.53	16.72	20.50
AMU2060CCLF	505mm	409mm	257mm	256mm	452mm	351mm	468mm	367mm		254mm	541mm	334mm	521mm	400mm	496mm	425mm	521mm

All dimensions are in inches unless otherwise noted

"I" dimensions with multiple numbers indicate slotted holes

Enclosure base part numbers come standard with 4 separately bagged feet (ex. AMU664CCL)

Part numbers with "F" signify factory installed flanges (ex. AMU664CCLF)

Additional back panels found on page 128

★ Coming soon!

Data subject to change without notice

